

# VECTOR SURVEILLANCE SUMMARY SHEET

WEEK: 1

## *Culiseta melanura* Monitor May 31 - June 4, 2004

Coastal Resting Boxes						Inland Resting Boxes					
Sites	Mean From Previous Years	No. Per Box For This Collection	Total Collected to Date	Total Pools Submitted to Date	EEE Isolations To Date	Sites	Mean From Previous Years	No. Per Box For This Collection	Total Collected to Date	Total Pools Submitted to Date	EEE Isolations To Date
Green Bank (Burlington Co.)	2.4	3.2	155	6	0	Waterford (Camden Co.)	2.7	4.3	217	7	0
Corbin City (Atlantic Co.)	1.5	2.4	59	3	0	Centerton (Salem Co.)	2.8	4.0	198	6	0
Dennisville (Cape May Co.)	6.9	8.7	217	6	0	Turkey Swamp (Monmouth Co.)	0.3	1.5	37	3	0

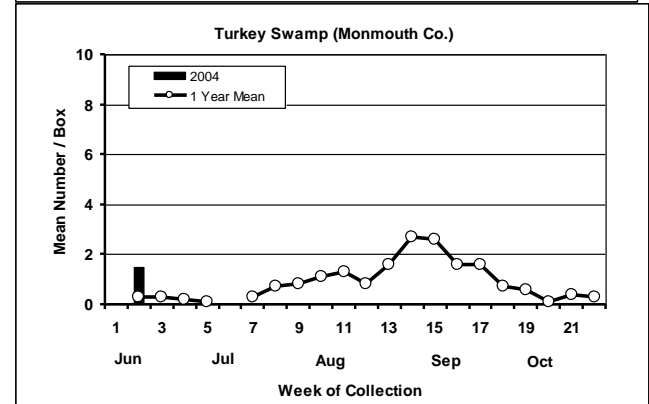
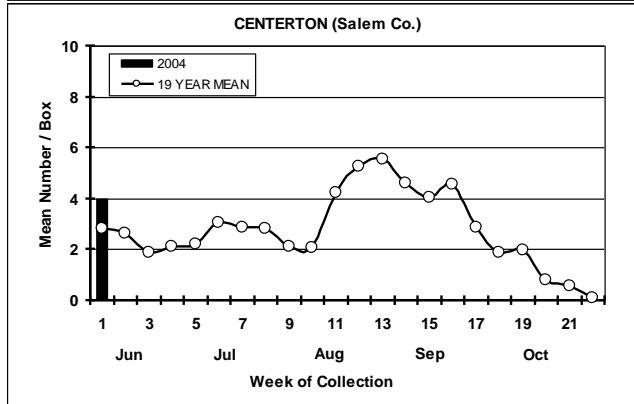
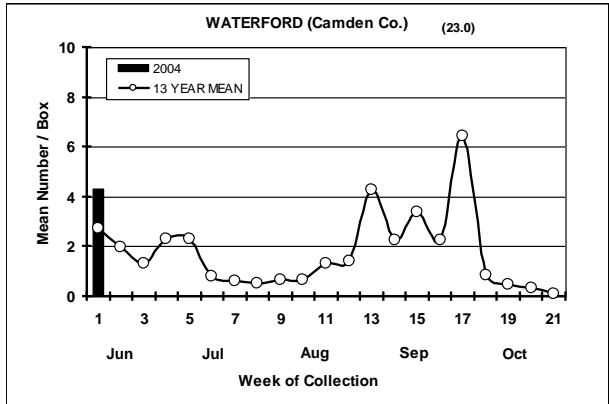
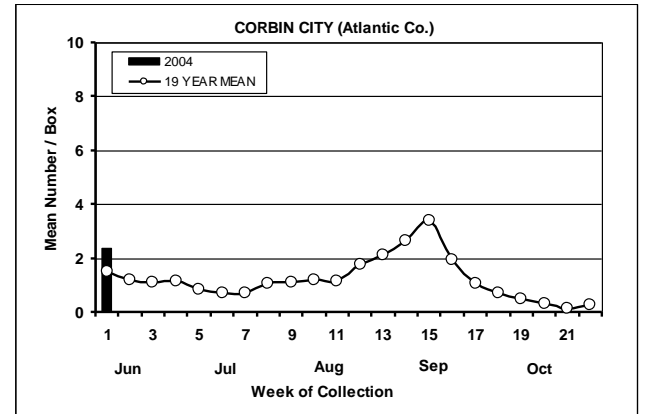
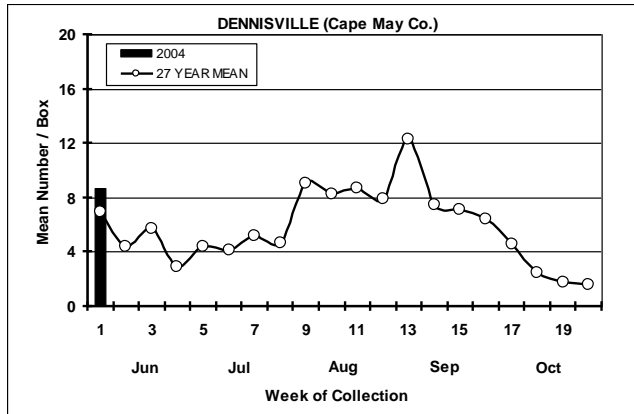
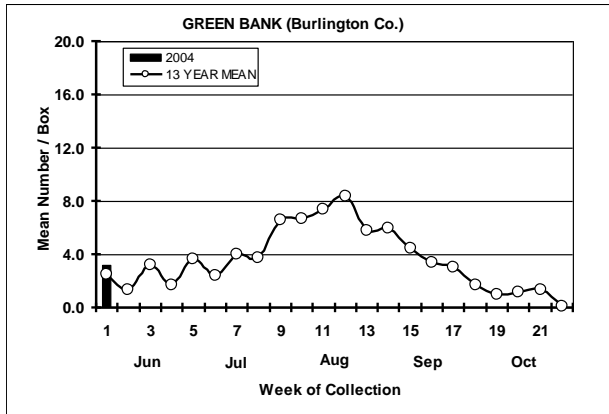
### Collections submitted to PHEL for West Nile Virus testing

Species	<i>Cx. pip</i>	<i>Cx. rest</i>	<i>Cx. sal</i>	<i>Cx. spp.</i>	<i>Ae. vex</i>	<i>Oc. cana</i>	<i>Oc. triv</i>	<i>Oc. tris</i>	<i>Oc. soll.</i>	<i>Oc. jap</i>	<i>Ae. albo</i>	Other	TOTALS
No. Pools	9	9	4	7	13	15	2	-	-	5	-	74	138
Total Specimens	237	161	55	65	370	340	2	-	-	8	-	2,102	3,340
No. Positive Pools													0

**Remarks:** The 2004 Vector Surveillance season is beginning with above average *Culiseta melanura* populations at all of the study sites sampled from resting boxes in southern New Jersey. Many counties are reporting a similar trend from light trap records suggesting that winter *Cs. melanura* larval mortality was minimal this year. Adult populations appear to be locally abundant over a fairly wide geographic range at this point in the season. Adult abundance at this time of year suggests that large numbers of larvae survived the winter in the 4<sup>th</sup> instar. Specimens that overwintered in earlier instars will continue to emerge over the next month or two. Weather conditions and available breeding habitat will determine how large the populations will eventually grow. Eight counties have submitted specimens for WNV testing to date. A high proportion of the specimens listed in the "Other Species" column represent the large spring populations of *Cs. melanura*.

New Jersey Agricultural Experiment Station Publication No. PT-08-40500-01-04 Supported by State funds and funding by the NJ State Mosquito Control Commission. Summary Prepared by: Wayne J. Crans, Rutgers University
--

# Culiseta melanura Population Graphs



## Mosquito Species Submitted for WNV Testing through June 4, 2004

Species	Pools	Mosquitoes	Positives
Aedes cinereus	2	38	
Aedes vexans	13	370	
Anopheles bradleyi	1	2	
Anopheles punctipennis	4	19	
Culex pipiens	9	237	
Culex restuans	9	161	
Culex salinarius	4	55	
Culex Spp.	7	65	
Culiseta melanura	44	1249	
Ochlerotatus abserratus	1	9	
Ochlerotatus canadensis	15	340	
Ochlerotatus cantator	18	766	
Ochlerotatus grossbecki	1	6	
Ochlerotatus japonicus	5	8	
Ochlerotatus sticticus	2	9	
Ochlerotatus stimulans	1	4	
Ochlerotatus trivittatus	2	2	
<b>Grand Total</b>	<b>138</b>	<b>3340</b>	<b>0</b>

## Submissions by County through June 4, 2004

County	Species	Pools	Mosquitoes	Positives
Atlantic	Aedes cinereus	1	35	
	Aedes vexans	9	300	
	Anopheles bradleyi	1	2	
	Anopheles punctipennis	2	5	
	Culex pipiens	2	5	
	Culex restuans	6	113	
	Culex salinarius	2	32	
	Culex Spp.	2	28	
	Culiseta melanura	14	418	
	Ochlerotatus canadensis	13	280	
	Ochlerotatus cantator	17	758	
	Ochlerotatus trivittatus	1	1	
<b>Atlantic Total</b>		<b>70</b>	<b>1977</b>	<b>0</b>
Burlington	Aedes cinereus	1	3	
	Aedes vexans	1	13	
	Culex Spp.	4	10	
	Culiseta melanura	7	160	
	Ochlerotatus abserratus	1	9	
	Ochlerotatus canadensis	1	14	
	Ochlerotatus grossbecki	1	6	
	Ochlerotatus japonicus	1	1	
	Ochlerotatus sticticus	1	6	
	Ochlerotatus stimulans	1	4	
	Ochlerotatus trivittatus	1	1	
	<b>Burlington Total</b>		<b>20</b>	
Camden	Anopheles punctipennis	1	6	
	Culiseta melanura	7	217	
<b>Camden Total</b>		<b>8</b>	<b>223</b>	<b>0</b>
Cape May	Culiseta melanura	6	217	
	<b>Cape May Total</b>		<b>6</b>	
Cumberland	Aedes vexans	1	3	
	Culex pipiens	1	1	
	Culex restuans	1	2	
	Culex salinarius	1	3	
	Culiseta melanura	1	2	
	Ochlerotatus japonicus	1	2	
<b>Cumberland Total</b>		<b>6</b>	<b>13</b>	<b>0</b>

Gloucester	Aedes vexans	1	6	
	Culex pipiens	5	224	
	Culex restuans	1	37	
	Culex salinarius	1	20	
	Ochlerotatus japonicus	1	3	
<b>Gloucester Total</b>		<b>9</b>	<b>290</b>	<b>0</b>
Monmouth	Aedes vexans	1	48	
	Anopheles punctipennis	1	8	
	Culex pipiens	1	7	
	Culex restuans	1	9	
	Culex Spp.	1	27	
	Culiseta melanura	3	37	
	Ochlerotatus canadensis	1	46	
	Ochlerotatus cantator	1	8	
	Ochlerotatus japonicus	2	2	
	Ochlerotatus sticticus	1	3	
<b>Monmouth Total</b>		<b>13</b>	<b>195</b>	<b>0</b>
Salem	Culiseta melanura	6	198	
<b>Salem Total</b>		<b>6</b>	<b>198</b>	<b>0</b>
<b>Grand Total</b>		<b>138</b>	<b>3340</b>	<b>0</b>