

VECTOR SURVEILLANCE IN NEW JERSEY

EEE, WNV, SLE, LAC, DENV, CHIK and ZIKV

Prepared by Lisa M. Reed and Mark Robson
 Center for Vector Biology, Rutgers University
 CDC WEEK 26: 25 June to 1 July, 2017



This New Jersey Agricultural Experiment Station report is supported by Rutgers University, Hatch funds, funding from the NJ State Mosquito Control Commission and with the participation of the Department of Health, Department of Agriculture and of the 21 county mosquito control agencies of New Jersey.

Culiseta melanura and Eastern Equine Encephalitis

SITE/Boxes	Inland or Coastal	Historic Population Mean	Current Weekly Mean	Total Tested* (Collected)	Total Pools Tested* (Submitted)	EEE Isolation Pools	MFIR
Bass River (Burlington Co.)/5	Coastal	0.04	0.00	1	1		
Green Bank (Burlington Co.)/25	Coastal	2.09	0.00	4	1		
Corbin City (Atlantic Co.)/25	Coastal	0.74	0.12	48 (51)	4 (5)		
Dennisville (Cape May Co.)/50	Coastal	3.12	0.00	5	2		
Winslow (Camden Co.)/50	Inland	1.31	1.20	3300	9		
Centerton (Salem Co.)/50	Inland	1.70	0.10	32	4		
Turkey Swamp (Monmouth Co.)/50	Inland	0.49	0.18	4 (13)	3 (4)		
Glassboro (Gloucester Co.)/49	Inland	0.35	0.22	33	4		

*Current week (in parentheses) results pending. ‡ corrected NC=no collection

Remarks: Total positive EEE pools detected is zero. No horse cases reported to date.

Traditional Resting Box Sites: 429 *Cs. melanura* from 28 pools have been tested for EEE, with 52 additional *Cs. melanura* from 2 pools to be tested. No positive pools were detected at these eight sites. Statewide, 1,313 *Cs. melanura* from 101 pools have been tested, with no positive pools detected for an overall *Cs. melanura* MFIR of 0.00. 1,863 specimens from nine other species have also been tested, with no positives detected. Overall MFIR for all species statewide is 0.00.

		Additional <i>Cs. melanura</i> trapped by counties *traps with positives indicated in BOLD .			
County	Trap types*	Pools	Mosquitoes	Positives	MFIR
Atlantic		6	64		
Burlington	LT	13	577		
Cape May	GR, RB	36	93		
Middlesex	RB	3	97		
Ocean	LT, RB	5	13		
Passaic	RB	1	1		
Salem	LT	2	8		
Sussex	ABC	7	31		
TOTAL		73	884	0	0.00

Additional *Cs. melanura*: Counties maintain trap sites for *Cs. melanura* in other areas, using a variety of traps. No positive pools were detected in these traps.

Horses and Humans: No horses have been detected with EEE to date in New Jersey. Nearly all of the horse cases from previous years include those horses who were either not vaccinated or had incomplete

vaccination histories. **Horse owners are urged to make sure their horses are up to date on their vaccinations. Horse cases are known to occur through October and sometimes into November (see link below).** Other sensitive species are non-native birds, such as

Ostriches/Emus and Gallinaceous birds such as pheasants of Eurasian origins.

Species other than <i>Cs. melanura</i>	Pools	Mosquitoes	Positives	MFIR
<i>Aedes canadensis canadensis</i>	3	39		
<i>Aedes cantator</i>	4	4		
<i>Aedes japonicus</i>	1	19		
<i>Anopheles bradleyi</i>	14	41		
<i>Anopheles punctipennis</i>	3	7		
<i>Coquillettidia perturbans</i>	9	342		
<i>Culex erraticus</i>	3	22		
<i>Culex pipiens</i>	116	1067		
<i>Culex salinarius</i>	39	293		
<i>Culex</i> sp.	6	29		
State Total	198	1863		

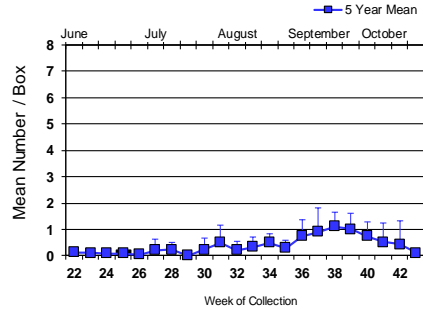
Horses and Vaccinations: The fate of unvaccinated equids reinforces the necessity of maintaining a vaccination schedule for arboviruses. For vaccination schedules recommended by the American Association of Equine Practices, see: http://www.aaep.org/vaccination_guidelines.htm

Additional Species: Nine additional species were tested for EEE. No additional positives were detected.

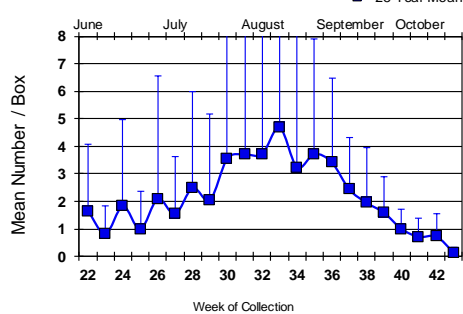
Culiseta melanura Population Graphs

Coastal

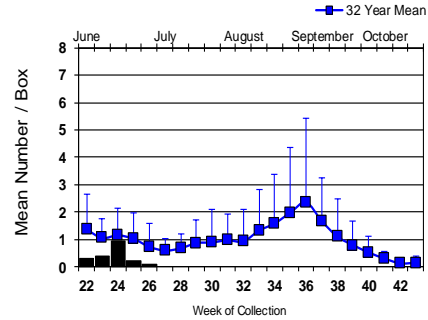
BASS RIVER (Burlington Co.)



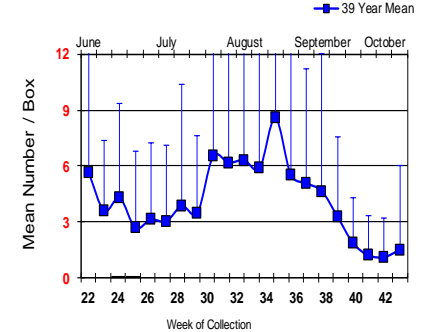
GREEN BANK (Burlington Co.)



CORBINCITY (Atlantic Co.)

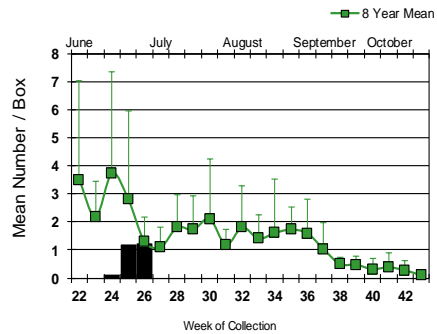


DENNISVILLE (Cape May Co.)

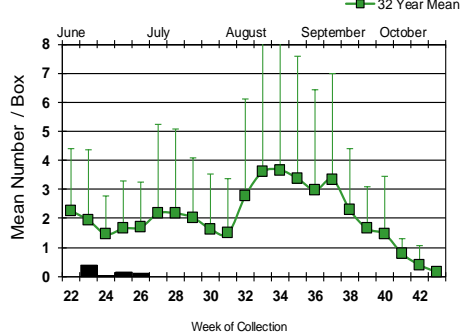


Inland

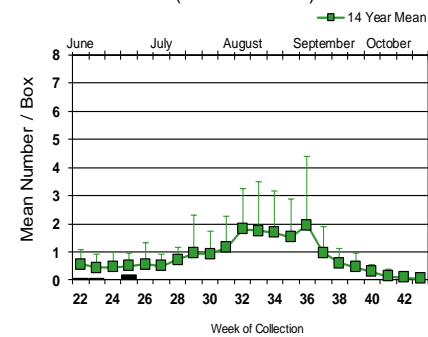
WINSLOW (Camden Co.)



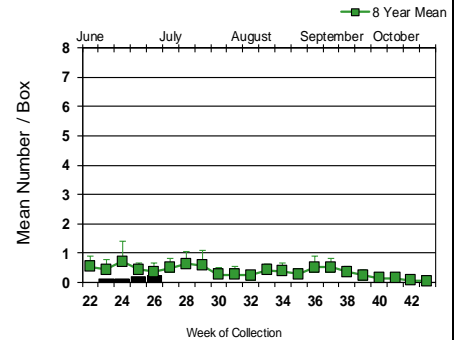
CENTERTON (Salem Co.)



TURKEY SWAMP (Monmouth Co.)




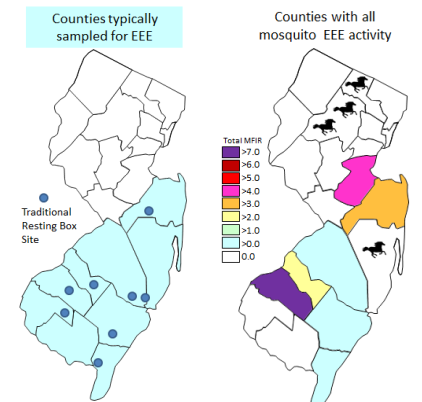
GLASSBORO (Gloucester Co.)



No detection of EEE has occurred at the traditional resting box sites. Mosquito population abundances are still low at these sites this week, although the inland sites appear to have somewhat higher abundances. Again, light trap data suggests populations at average levels for Coastal, Delaware Bayshore and Pinelands sites (see <http://vectorbio.rutgers.edu/reports/mosquito/>).

Maps to right: Last year's data showed an unusual increase in activity well north of the typical areas of testing in New Jersey. The map on the left shows the area that is usually tested, with the locations of the traditional resting box sites. The map on the right shows locations and MFIR values of horse cases and positive mosquitoes. The occurrence of EEE in Middlesex County (pink) indicated the first positive EEE *Cs. melanura* of the season.

 = Positive pool(s) detected (red = melanura, purple = other species).



EEE in US (2017 cumulative cases): (Black or Red = previous + new reported cases occurring)

- equine:
- mosquito pools:
- sentinel: FL(4) TX(3)
- human:

West Nile Virus Positive Organisms in US, 2017

West Nile in US (2017 cumulative cases): Single black values indicate no change from previous week. Black values / red values equals previous week/**New totals**.
 Note: Data reported by all states should be considered provisional and subject to change. Sources for this table can be found [here](#).

	Birds	Mosquito Pools	Sentinels	Horses	Humans
Alabama					0
Alaska					
Arizona	0	9		0	4/9
Arkansas				0	0
California	27/39	301/412	1		2/3
Colorado					1
Connecticut		0			0
Delaware					
DC					
Florida			8		0
Georgia		0			0
Hawaii					
Idaho		1/4		0	0
Illinois	2	53/64			0
Indiana	0	8/14		0	2
Iowa		1			
Kansas		1/5		0	1
Kentucky				1	
Louisiana					
Maine					
Maryland					
Mass.		1		0	0
Michigan					
Minnesota					
Mississippi		24/27		1	1/2
Missouri		0		0	0

	Birds	Mosquito Pools	Sentinels	Horses	Humans
Montana					
Nebraska	0	0		0	0
Nevada					
New Hampshire					
New Jersey		4/5		0	0
New Mexico					2
New York					
North Carolina					
North Dakota	2	0		0	0
Ohio		3			0
Oklahoma					
Oregon		1			
Pennsylvania	0	17/24		0	0
Rhode Island		0		0	0
South Carolina		1/5			
South Dakota		3/9			1
Tennessee					
Texas		47/70			5/6
Utah		2		0	0
Vermont					
Virginia					
Washington	0	1		0	0
West Virginia					
12	12/14	0		0	0
Wyoming					

* Can include other species (e.g., dogs, cows) reported positive.

Protocol: New Jersey Department of Health (NJDH Public Health Environmental and Agricultural Laboratories, PHEAL) and the Cape May County Department of Mosquito Control tests mosquito pools using RT-PCR Taqman techniques.

Mosquito Species Submitted and Tested for West Nile Virus Testing through 1 July 2017.

Species	Pools	Mosquitoes	Positives	MFIR
<i>Aedes albopictus</i>	130	817		
<i>Aedes atropalpus</i>	8	54		
<i>Aedes canadensis canadensis</i>	32	413		
<i>Aedes cantator</i>	17	196		
<i>Aedes cinereus</i>	1	54		
<i>Aedes grossbecki</i>	2	4		
<i>Aedes japonicus</i>	75	251		
<i>Aedes sollicitans</i>	2	5		
<i>Aedes stimulans</i>	1	10		
<i>Aedes taeniorhynchus</i>	1	1		
<i>Aedes triseriatus</i>	60	133		
<i>Aedes trivittatus</i>	1	1		
<i>Aedes vexans</i>	8	74		
<i>Anopheles bradleyi</i>	14	41		
<i>Anopheles punctipennis</i>	11	36		
<i>Anopheles quadrimaculatus</i>	14	125		
<i>Coquillettidia perturbans</i>	13	350		
<i>Culex erraticus</i>	5	25		
<i>Culex pipiens</i>	135	1581		
<i>Culex restuans</i>	163	868		
<i>Culex salinarius</i>	39	293		
<i>Culex</i> spp.	306	12709	7	0.551
<i>Culex territans</i>	5	17		
<i>Culiseta melanura</i>	103	1319		
<i>Orthopodomyia signifera</i>	1	1		
<i>Psorophora ferox</i>	2	6		
Grand Total	1149	19384	7	0.361

Remarks: To date, 1,149 pools of 19,384 mosquitoes from 25 species have been tested. Seven positive pools were detected, all in the enzootic vector, *Culex* (Mix). First positive *Culex* Mix pool was detected in Sussex County on 12 June. Last year, the first positive pool of *Culex* Mix was collected on 14 June in Monmouth County.

Humans, Horses and Wild Birds: No human or horse cases have been detected. Last year, human cases were first reported in CDC week 20, but under unusual circumstances. First typical case occurred in CDC week 27. For further information, see <http://www.state.nj.us/health/cd/westnile/techinfo.shtml>.

Birds are no longer routinely tested in New Jersey.

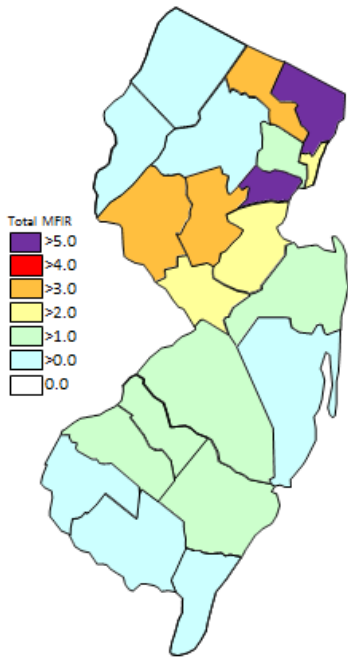
WNV Results by County through 1 July 2017.

County	Species	Pools	Mosquitoes	Positives	MFIR
Atlantic		25	847		
	<i>Coquillettidia perturbans</i>	5	303		
	<i>Culex pipiens</i>	9	357		
	<i>Culex</i> spp.	1	75		
	<i>Culiseta melanura</i>	10	112		

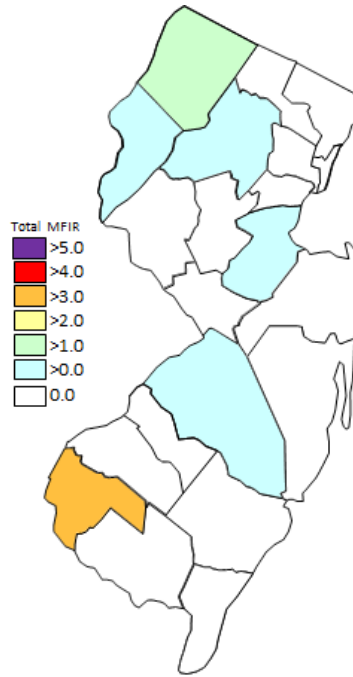
Burlington	41	1776	1	0.563
<i>Aedes albopictus</i>	1	34		
<i>Aedes canadensis canadensis</i>	1	33		
<i>Aedes japonicus</i>	2	41		
<i>Culex salinarius</i>	3	225		
<i>Culex</i> spp.	21	866	1	1.155
<i>Culiseta melanura</i>	13	577		
Camden	25	1084		
<i>Aedes japonicus</i>	1	4		
<i>Culex</i> spp.	15	780		
<i>Culiseta melanura</i>	9	300		
Cape May	552	2317		
<i>Aedes albopictus</i>	54	81		
<i>Aedes atropalpus</i>	8	54		
<i>Aedes canadensis canadensis</i>	12	20		
<i>Aedes cantator</i>	4	4		
<i>Aedes japonicus</i>	46	94		
<i>Aedes triseriatus</i>	43	91		
<i>Aedes vexans</i>	3	3		
<i>Anopheles bradleyi</i>	14	41		
<i>Anopheles punctipennis</i>	4	6		
<i>Anopheles quadrimaculatus</i>	12	123		
<i>Coquillettidia perturbans</i>	2	2		
<i>Culex erraticus</i>	3	22		
<i>Culex pipiens</i>	117	1068		
<i>Culex restuans</i>	147	515		
<i>Culex salinarius</i>	36	68		
<i>Culex</i> spp.	2	5		
<i>Culex territans</i>	5	17		
<i>Culiseta melanura</i>	38	98		
<i>Orthopodomyia signifera</i>	1	1		
<i>Psorophora ferox</i>	1	4		
Essex	22	248		
<i>Aedes albopictus</i>	7	12		
<i>Aedes japonicus</i>	3	4		
<i>Culex</i> spp.	12	232		
Gloucester	4	33		
<i>Culiseta melanura</i>	4	33		
Hudson	23	1311		
<i>Culex</i> spp.	23	1311		
Hunterdon	23	588		
<i>Culex</i> spp.	23	588		
Mercer	26	751		
<i>Aedes japonicus</i>	4	8		
<i>Culex pipiens</i>	3	127		
<i>Culex restuans</i>	9	259		
<i>Culex</i> spp.	10	357		

Middlesex	29	1855	1	0.539
<i>Culex</i> spp.	26	1758	1	0.569
<i>Culiseta melanura</i>	3	97		
Monmouth	122	1247		
<i>Aedes albopictus</i>	43	430		
<i>Aedes canadensis canadensis</i>	19	360		
<i>Aedes cantator</i>	12	154		
<i>Aedes grossbecki</i>	2	4		
<i>Aedes japonicus</i>	6	32		
<i>Aedes sollicitans</i>	2	5		
<i>Aedes taeniorhynchus</i>	1	1		
<i>Aedes triseriatus</i>	1	1		
<i>Aedes trivittatus</i>	1	1		
<i>Aedes vexans</i>	3	8		
<i>Anopheles punctipennis</i>	6	20		
<i>Coquillettidia perturbans</i>	1	1		
<i>Culex</i> spp.	20	218		
<i>Culiseta melanura</i>	5	12		
Morris	29	1339	1	0.747
<i>Culex</i> spp.	29	1339	1	0.747
Ocean	40	322		
<i>Aedes albopictus</i>	9	52		
<i>Aedes japonicus</i>	2	21		
<i>Aedes triseriatus</i>	3	11		
<i>Coquillettidia perturbans</i>	1	36		
<i>Culex</i> spp.	18	184		
<i>Culiseta melanura</i>	7	18		
Passaic	17	80		
<i>Aedes japonicus</i>	5	24		
<i>Aedes triseriatus</i>	1	1		
<i>Coquillettidia perturbans</i>	1	1		
<i>Culex pipiens</i>	5	28		
<i>Culex restuans</i>	4	25		
<i>Culiseta melanura</i>	1	1		
Salem	39	260	1	3.846
<i>Aedes albopictus</i>	6	25		
<i>Aedes japonicus</i>	3	5		
<i>Aedes triseriatus</i>	5	12		
<i>Aedes vexans</i>	1	2		
<i>Anopheles quadrimaculatus</i>	1	1		
<i>Coquillettidia perturbans</i>	3	7		
<i>Culex erraticus</i>	2	3		
<i>Culex pipiens</i>	1	1		
<i>Culex</i> spp.	10	162	1	6.173
<i>Culiseta melanura</i>	6	40		
<i>Psorophora ferox</i>	1	2		
Somerset	27	1195		
<i>Culex</i> spp.	27	1195		

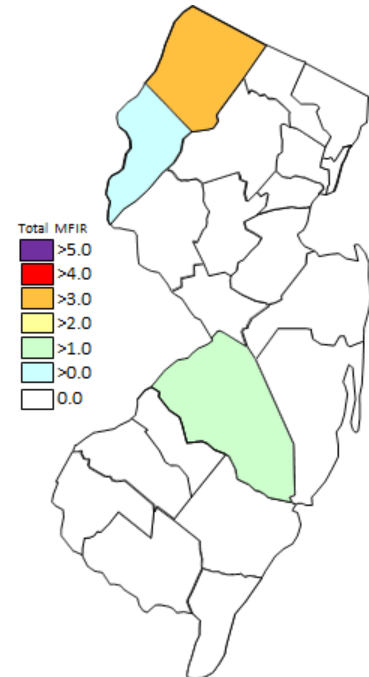
Sussex	27	501	1	1.996
<i>Aedes triseriatus</i>	6	15		
<i>Culex restuans</i>	3	69		
<i>Culex</i> spp.	11	386	1	2.591
<i>Culiseta melanura</i>	7	31		
Warren	60	3400	2	0.588
<i>Aedes cantator</i>	1	38		
<i>Aedes cinereus</i>	1	54		
<i>Aedes japonicus</i>	1	1		
<i>Aedes stimulans</i>	1	10		
<i>Aedes vexans</i>	1	61		
<i>Anopheles punctipennis</i>	1	10		
<i>Culex</i> spp.	54	3226	2	0.620
Grand Total	1149	19384	7	0.361



Cumulative WNV activity in 2016.



WNV activity to 1 July 2017.



WNV activity last week, 2017

Saint Louis Encephalitis (SLE) to 1 July 2017.

New Jersey will be primarily testing for SLE this year only when adjacent states show human activity (Cape May tests mosquitoes in the Cape May lab independently). SLE has had previous activity in New Jersey, most notably in 1964 and 1975 (CDC's SLE [website](#)), the latter prompting the surveillance reporting by Rutgers. SLE is a flavivirus and has a similar transmission pattern to West Nile, with *Culex* species as the predominant vectors.

No pools of SLE have tested positive for 2017.

County	Species	Pools	Mosquitoes	Positives	MFIR
Cape May		118	1072		
	<i>Culex pipiens</i>	116	1067		
	<i>Culex</i> spp.	2	5		
Grand Total		118	1072		

La Crosse Encephalitis (LAC) to 1 July 2017.

New Jersey will be primarily testing for LAC this year only when adjacent states show human activity (Cape May tests mosquitoes in the Cape May lab independently). New Jersey has had 3 cases of this encephalitic disease since 1964 (see CDC's LAC [website](#)). The mortality is low but like other encephalitides, LAC can have both personal (lasting neurological sequelae) and economic impacts. LAC is a bunyavirus with a transmission cycle involving mosquitoes such as *Aedes triseriatus* and small mammals such as squirrels and chipmunks. LAC can not only infect *Aedes albopictus* but transovarial transmission was also demonstrated.

(Tesh and Gubler 1975 Laboratory studies of transovarial transmission of La Crosse and other arboviruses by *Aedes albopictus* and *Culex fatigans*. American Journal of Tropical Medicine and Hygiene 24(5):876-880).

No pools of SLE have tested positive for 2017.

County	Species	Pools	Mosquitoes	Positives	MFIR
Burlington		3	75		
	<i>Aedes albopictus</i>	1	34		
	<i>Aedes japonicus</i>	2	41		
Sussex		6	15		
	<i>Aedes triseriatus</i>	6	15		
Grand Total		9	90		

Dengue (DENV) to 1 July2017.

New Jersey will be selectively testing for DENV (including serotypes) this year. Dengue has not had a history of local transmission here in New Jersey, but each year, travelers can bring virus back from areas in the world with virus activity. This is significant as humans are NOT dead-end hosts and thus there is the potential for local transmission (i.e., New Jersey mosquitoes biting a sick person and then biting and transmitting the disease to someone else) to be established. DENV is a flavivirus but unlike WNV, *Aedes* mosquitoes are predominant vectors. In New Jersey, *Aedes albopictus* is a candidate for local transmission. There are 4 serotypes tested for Dengue.

Note Same pools of *Ae. albopictus* are tested for the four serotypes of Dengue as well as Chikungunya.

Currently, there are no tested pools of Dengue in 2017.

County	Species	DENV1		DENV2		DENV3		DENV4		Pos.	MFIR
		Pool	Mos.	Pool	Mos.	Pool	Mos.	Pool	Mos.		
Grand Total											

Chikungunya (CHIK) to 1 July2017.

New Jersey will be selectively testing for CHIK this year. Chikungunya is similar in symptoms to Dengue, a “breakbone” fever and has a low mortality rate. But this virus has had recent worldwide activity, and in the past year has come to the Western Hemisphere. As with Dengue, transmission can occur when a mosquito bites an infected human, then bites an uninfected human who subsequently becomes ill. CHIK is an alphavirus with *Aedes* mosquitoes as potential vectors. In New Jersey, *Aedes albopictus* is the mosquito of interest.

No pools of CHIK have tested positive in 2017.

County	Species	Pools	Mosquitoes	Positives	MFIR
Cape May		54	81		
	<i>Aedes albopictus</i>	54	81		
Grand Total		54	81		

Zika (ZIKV) to 1 July2017.

New Jersey will be selectively testing for ZIKV this year. Zika is an emerging arboviral threat with significant health consequences for fetuses and recent activity in the Western Hemisphere. Humans are potential hosts that can transmit through sexual activity. ZIKV is a flavivirus with *Aedes* mosquitoes as potential vectors. In New Jersey, *Aedes albopictus* is the mosquito of interest.

No pools have tested positive in 2017.

County	Species	Pools	Mosquitoes	Positives	MFIR
Cape May		54	81		
	<i>Aedes albopictus</i>	54	81		
Grand Total		54	81		