

VECTOR SURVEILLANCE IN NEW JERSEY

EEE, WNV, SLE and LAC

Prepared by Lisa M. Reed, Scott Crans and Mark Robson

Center for Vector Biology, Rutgers University

CDC WEEK 26: June 23 – June 29, 2013

Data Downloaded 13:09 pm 1 July 2013



This New Jersey Agricultural Experiment Station report is supported by Rutgers University, Hatch funds, funding from the NJ State Mosquito Control Commission and with the participation of the Department of Health, Department of Agriculture and of the 21 county mosquito control agencies of New Jersey.

Culiseta melanura and Eastern Equine Encephalitis

SITE/Boxes	Inland / Coastal	Historic Population Mean	Current Weekly Mean	Total (Collected) Tested*	Total Pools (Submitted) Tested*	EEE Isolation Pools	MFIR
Bass River (Burlington Co.)/5	Coastal	0	0.00	3	2		
Green Bank (Burlington Co.)/25	Coastal	2.45	0.04	9 (10)	4 (5)		
Corbin City (Atlantic Co.)/25	Coastal	0.79	0.64	21 (37)	4 (5)		
Dennisville (Cape May Co.)/50	Coastal	3.45	0.00	23	3		
Winslow (Camden Co.)/50	Inland	0.61	1.32	259	7		
Centerton (Salem Co.)/50	Inland	1.83	0.36	83	4		
Turkey Swamp (Monmouth Co.)/44	Inland	0.74	0.32	84 (98)	5 (6)		
Glassboro (Gloucester Co.)/50	Inland	0.54	0.34	26	3		

*Current week (in parentheses) results pending.

Remarks: Currently, there are no positive EEE pools of *Cs. melanura* from any site in New Jersey.

For counties accessing the West Nile database: Results from samples recently tested at the Cape May labs will be entered soon (above table include some samples currently not in the system).

To date 508 *Cs. melanura* from 32 pools have been tested from the traditional resting box sites for an MFIR of 0 with an additional 3 pools of 31 mosquitoes to be tested. There has been no detection of EEE in any samples collected in the state.

Additional *Cs. melanura*: Fifty-three additional pools containing 1558 *Cs. melanura* have been tested from other sites using other traps in addition to resting boxes. No positive *Cs. melanura* pools from these sites have been detected.

Additional <i>Cs. melanura</i> trapped by counties				
*traps with positives indicated in BOLD .				
County	Trap types*	Number collected (pools)	Number of positives pools	MFIR
Burlington	CO ₂	1375 (23)		
Cape May	Gravid, RB	68 (12)		
Gloucester	RB	85 (5)		
Monmouth	CO ₂	14 (2)		
Ocean	CO ₂ , RB	16 (11)		
TOTAL		1558 (53)	0	0.00

Additional Species: The table below indicates non-*Cs. melanura* mosquitoes tested for EEE. Last year, *Culex erraticus*, a known enzootic vector and potential bridge vector, was found positive. Currently, no other species have been found positive.

Species other than <i>Cs. melanura</i>	Pools	Mosquitoes	Positives	MFIR
<i>Aedes cantator</i>	4	4		
<i>Aedes sticticus</i>	2	3		
<i>Culex erraticus</i>	1	15		
<i>Culex pipiens</i>	54	602		
<i>Culex restuans</i>	1	1		
<i>Culex salinarius</i>	2	52		
<i>Culex</i> spp.	18	56		
State Total	82	733	0	0.00

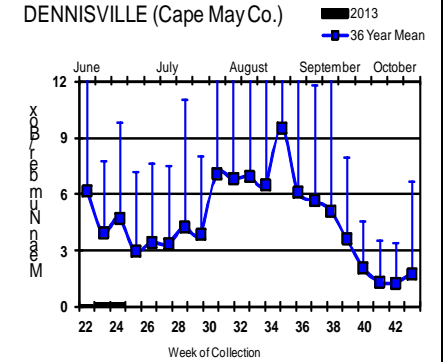
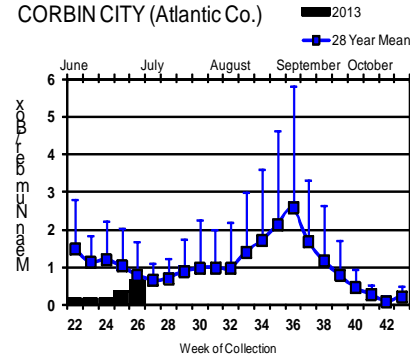
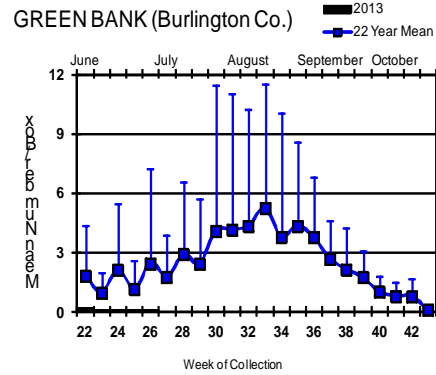
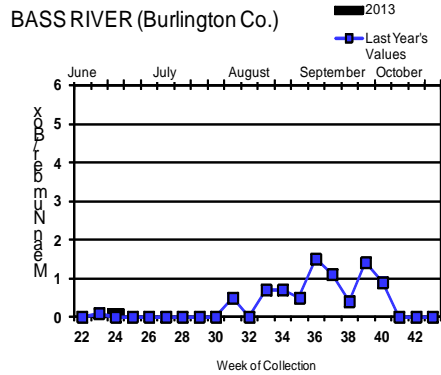
Horses and Humans: Currently there is no

reported horse, other livestock or human cases.

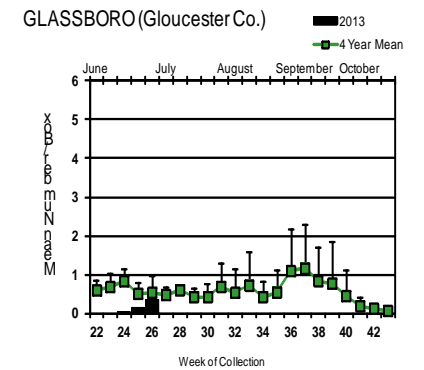
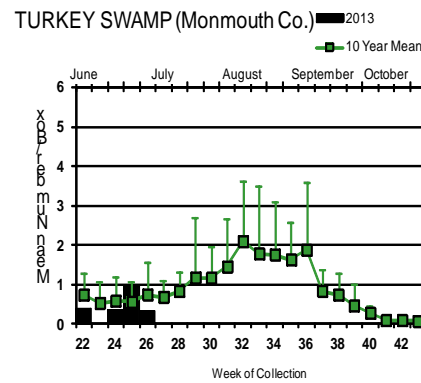
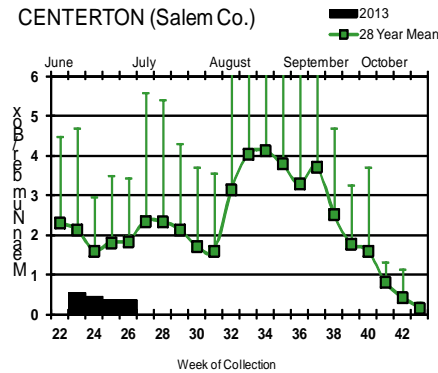
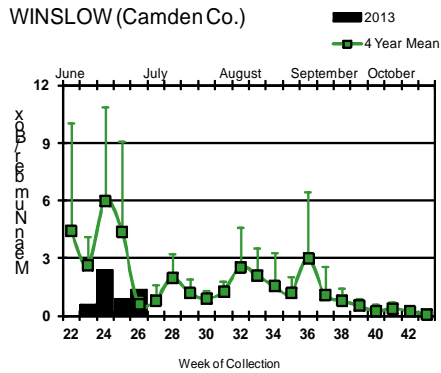
Horses and Vaccinations: The fate of unvaccinated equids reinforces the necessity of maintaining a vaccination schedule for arboviruses. For vaccination schedules recommended by the American Association of Equine Practices, see: http://www.aaep.org/vaccination_guidelines.htm

Culiseta melanura Population Graphs

Coastal




Inland



Cs. melanura numbers at the Winslow resting box site were higher than historical averages this past week. Populations at Bass River, Green Bank, Dennisville and Centerton were low while adult numbers at Corbin City, Turkey Swamp and Glassboro remained closer to historical values. Resting box numbers continue to be lower than light trap numbers, suggesting populations might be higher than the resting box numbers suggest.

Note axis change (from 12 to 6) on Bass River, Corbin City, Centerton, Turkey Swamp and Glassboro sites.

 = Positive pool(s) detected (red = melanura, purple = other).

EEE in US (2013 cumulative cases): (Black or Red = previous + new reported cases occurring)

- equine: 4(GA) 11(FL)
- mosquito pools:
- sentinel: 37/3 wild(FL)
- human: 2(FL)

West Nile Virus in US

West Nile in US (2013 cumulative cases): Single black values indicate no change from previous week. Black values / red values equals previous week/**New totals**.

Note: Data reported by all states should be considered provisional and subject to change. Sources for this table can be found [here](#).

	Birds	Mosquito Pools	Sentinels	Horses	Humans
Alabama					
Alaska					
Arizona	0	1	0	0	0
Arkansas				0	0
California	37/87	70/124	1	0	1
Colorado					
Connecticut		0			
Delaware					
DC					
Florida			45/49		
Georgia	0	0		0	0
Hawaii					
Idaho					
Illinois	0	3/10		0	0
Indiana	0	1		0	0
Iowa					
Kansas		0			0
Kentucky					
Louisiana		6			
Maine					
Maryland					
Mass.		1		0	0
Michigan	3			0	
Minnesota					
Mississippi		1		0	2/5
Missouri		0		0	0

	Birds	Mosquito Pools	Sentinels	Horses	Humans
Montana					
Nebraska					
Nevada					
New Hampshire					
New Jersey	0	0		0	0
New Mexico					0
New York					
North Carolina					
North Dakota	0	0		0	0
Ohio				1	
Oklahoma					
Oregon	0	2/9	0	0	0
Pennsylvania	1	2		0	0
Rhode Island					
South Carolina					
South Dakota		3			
Tennessee	0	47/59		0	1
Texas		11/13		1	2
Utah		1/8	0	0	0
Vermont					
Virginia					
Washington	0	2		0	0
West Virginia		6			
Wisconsin	1	0		0	0
Wyoming					

* Can include other species (e.g., dogs, cows) reported positive.

Protocol: New Jersey Department of Health (NJDH Public Health Environmental and Agricultural Laboratories, PHEAL) and the Cape May County Department of Mosquito Control tests mosquito pools using RT-PCR Taqman techniques.

Mosquito Species Submitted and Tested for West Nile Virus Testing through 1 July 2013

Species	Pools	Mosquitoes	Positives	MFIR
<i>Aedes albopictus</i>	44	173		
<i>Aedes canadensis canadensis</i>	21	600		
<i>Aedes cantator</i>	10	14		
<i>Aedes grossbecki</i>	1	1		
<i>Aedes japonicus</i>	87	456		
<i>Aedes sticticus</i>	2	3		
<i>Aedes taeniorhynchus</i>	1	3		
<i>Aedes triseriatus</i>	11	70		
<i>Aedes vexans</i>	10	55		
<i>Anopheles bradleyi</i>	1	1		
<i>Anopheles punctipennis</i>	5	7		
<i>Anopheles quadrimaculatus</i>	4	25		
<i>Coquilleltidia perturbans</i>	4	20		
<i>Culex erraticus</i>	2	18		
<i>Culex pipiens</i>	167	4537		
<i>Culex restuans</i>	138	1482		
<i>Culex salinarius</i>	2	52		
<i>Culex spp.</i>	646	24420		
<i>Culiseta melanura</i>	94	2070		
<i>Psorophora ferox</i>	1	1		
State Total	1251	34008		

Remarks: To date, 1251 pools of 34008 mosquitoes from 19 species have been tested. Currently, there are no positive pools of West Nile virus detected in the species submitted.

Humans, Horses and Wild Birds: No human cases have been reported. See <http://www.state.nj.us/health/cd/westnile/techinfo.shtml> for further information.

Last year the first horse was detected in mid July. No horse or other livestock have been reported positive in 2013 to date.

Bird testing began in mid-April. No positive birds have been reported. To date, 32 birds have been tested, all negative. Testing includes: American Crow (*Corvus brachyrhynchos* 0/3), Fish Crow (*C. ossifragus* 0/1), Blue Jay (*Cyanocitta cristata* 0/1), Hawk/Raptor (0/3) and other avian species (0/24). Counties submitting birds are Burlington, Cumberland, Gloucester, Hunterdon, Monmouth, Morris, Ocean, Sussex, Union and Warren.

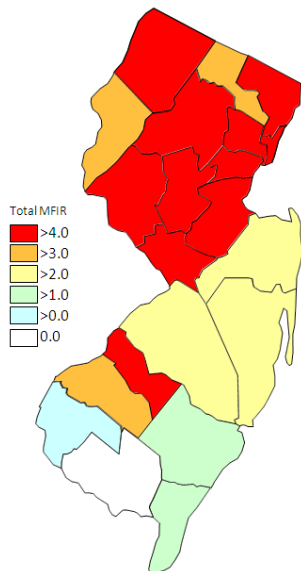
2013 Positive Mosquito pools to date / Total Mosquito Pools Submitted	This time last year
0 / 1251 (0.0)	62 / 2371 (0.026)
2013 Positive Birds to date / Total Birds Submitted	This time last year
0 / 32 (0.0)	4 / 47 (0.085)

WNV Results by County through 1 July 2013

County	Species	Pools	Mosquitoes	Positives	MFIR
Atlantic		28	262		
	<i>Aedes albopictus</i>	2	3		
	<i>Aedes canadensis canadensis</i>	2	56		
	<i>Aedes grossbecki</i>	1	1		
	<i>Aedes japonicus</i>	2	7		
	<i>Aedes sticticus</i>	2	3		
	<i>Aedes taeniorhynchus</i>	1	3		
	<i>Aedes triseriatus</i>	1	6		
	<i>Aedes vexans</i>	2	29		
	<i>Anopheles bradleyi</i>	1	1		
	<i>Coquillettidia perturbans</i>	2	13		
	<i>Culex</i> spp.	6	103		
	<i>Culiseta melanura</i>	6	37		
Bergen		15	1125		
	<i>Culex</i> spp.	15	1125		
Burlington		61	2604		
	<i>Aedes japonicus</i>	2	13		
	<i>Culex pipiens</i>	2	15		
	<i>Culex salinarius</i>	1	51		
	<i>Culex</i> spp.	27	1138		
	<i>Culiseta melanura</i>	29	1387		
Camden		36	1249		
	<i>Aedes albopictus</i>	5	11		
	<i>Aedes japonicus</i>	3	19		
	<i>Culex</i> spp.	23	1037		
	<i>Culiseta melanura</i>	5	182		
Cape May		325	2825		
	<i>Aedes albopictus</i>	9	14		
	<i>Aedes cantator</i>	5	5		
	<i>Aedes japonicus</i>	31	54		
	<i>Aedes triseriatus</i>	3	3		
	<i>Aedes vexans</i>	1	1		
	<i>Anopheles punctipennis</i>	1	1		
	<i>Anopheles quadrimaculatus</i>	4	25		
	<i>Culex erraticus</i>	2	18		
	<i>Culex pipiens</i>	96	1057		
	<i>Culex restuans</i>	135	1479		
	<i>Culex salinarius</i>	1	1		
	<i>Culex</i> spp.	22	76		
	<i>Culiseta melanura</i>	15	91		
Essex		22	545		
	<i>Aedes japonicus</i>	2	19		
	<i>Culex</i> spp.	20	526		
Gloucester		90	3746		
	<i>Aedes albopictus</i>	1	6		
	<i>Aedes japonicus</i>	9	121		

	<i>Aedes triseriatus</i>	1	30		
	<i>Anopheles punctipennis</i>	1	2		
	<i>Culex pipiens</i>	67	3463		
	<i>Culiseta melanura</i>	11	124		
Hudson		19	542		
	<i>Culex</i> spp.	19	542		
Hunterdon		75	3257		
	<i>Culex</i> spp.	75	3257		
Middlesex		39	461		
	<i>Aedes albopictus</i>	2	12		
	<i>Aedes japonicus</i>	2	10		
	<i>Culex</i> spp.	35	439		
Monmouth		90	1148		
	<i>Aedes albopictus</i>	10	42		
	<i>Aedes canadensis canadensis</i>	10	193		
	<i>Aedes cantator</i>	5	9		
	<i>Aedes japonicus</i>	11	41		
	<i>Aedes triseriatus</i>	4	22		
	<i>Aedes vexans</i>	3	7		
	<i>Anopheles punctipennis</i>	1	1		
	<i>Coquillettidia perturbans</i>	1	5		
	<i>Culex restuans</i>	2	2		
	<i>Culex</i> spp.	29	687		
	<i>Culiseta melanura</i>	13	138		
	<i>Psorophora ferox</i>	1	1		
Morris		87	3704		
	<i>Culex</i> spp.	87	3704		
Ocean		69	880		
	<i>Aedes albopictus</i>	12	68		
	<i>Aedes canadensis canadensis</i>	9	351		
	<i>Aedes japonicus</i>	9	32		
	<i>Aedes vexans</i>	2	2		
	<i>Anopheles punctipennis</i>	2	3		
	<i>Coquillettidia perturbans</i>	1	2		
	<i>Culex</i> spp.	23	406		
	<i>Culiseta melanura</i>	11	16		
Passaic		36	1601		
	<i>Aedes albopictus</i>	1	3		
	<i>Aedes japonicus</i>	3	30		
	<i>Culex</i> spp.	32	1568		
Salem		14	111		
	<i>Aedes albopictus</i>	2	14		
	<i>Aedes japonicus</i>	4	20		
	<i>Aedes triseriatus</i>	2	9		
	<i>Culex pipiens</i>	2	2		
	<i>Culex restuans</i>	1	1		
	<i>Culiseta melanura</i>	3	65		

Somerset		75	1957		
	<i>Aedes japonicus</i>	9	90		
	<i>Aedes vexans</i>	2	16		
	<i>Culex</i> spp.	64	1851		
Sussex		43	1570		
	<i>Culex</i> spp.	42	1540		
	<i>Culiseta melanura</i>	1	30		
Union		50	2714		
	<i>Culex</i> spp.	50	2714		
Warren		77	3707		
	<i>Culex</i> spp.	77	3707		
Grand Total		1251	34008		



Cumulative WNV activity in 2012.

No activity

WNV activity to 1 July 2013.

No activity

WNV activity last week, 2013.

Saint Louis Encephalitis (SLE) to 1 July 2013.

New Jersey will be selectively testing for SLE this year. SLE has had previous activity in New Jersey, most notably in 1964 and 1975 (CDC's SLE [website](#)), the latter prompting the surveillance reporting by Rutgers. SLE is a flavivirus and has a similar transmission pattern to West Nile, with *Culex* species as the predominant vectors.

No pools have been detected positive for SLE in 2013.

County	Species	Pools	Mosquitoes	Positives	MFIR
Cape May		50	584		
	<i>Culex pipiens</i>	50	584		
Grand Total		50	584		

La Crosse Encephalitis (LAC) through 1 July 2013.

New Jersey will be selectively testing for La Crosse (LAC) virus this year. New Jersey has had 3 cases of this encephalitic disease since 1964 (see CDC's LAC [website](#)). The mortality is low but like other encephalitides, LAC can have both personal (lasting neurological sequelae) and economic impacts. LAC is a bunyavirus with a transmission cycle involving mosquitoes such as *Aedes triseriatus* and small mammals such as squirrels and chipmunks. LAC can not only infect *Aedes albopictus* but transovarial transmission was also demonstrated. (Tesh and Gubler 1975 Laboratory studies of transovarial transmission of La Crosse and other arboviruses by *Aedes albopictus* and *Culex fatigans*. American Journal of Tropical Medicine and Hygiene 24(5):876-880).

No pools have been detected positive for LAC in 2013.

County	Species	Pools	Mosquitoes	Positives	MFIR
Salem		2	9		
	<i>Aedes triseriatus</i>	2	9		
Grand Total		2	9		