

VECTOR SURVEILLANCE IN NEW JERSEY

EEE, WNV, SLE and LAC

Prepared by Lisa M. Reed, Scott Crans and Mark Robson
 Center for Vector Biology, Rutgers University
 CDC WEEK 42: October 13 – October 19, 2013
 Data Downloaded 1:05 pm 21 October 2013



This New Jersey Agricultural Experiment Station report is supported by Rutgers University, Hatch funds, funding from the NJ State Mosquito Control Commission and with the participation of the Department of Health, Department of Agriculture and of the 21 county mosquito control agencies of New Jersey.

Culiseta melanura and Eastern Equine Encephalitis

SITE/Boxes	Inland or Coastal	Historic Population Mean	Current Weekly Mean	Total Tested* (Collected)	Total Pools Tested* (Submitted)	EEE Isolation Pools	MFIR
Bass River (Burlington Co.)/5	Coastal	0	0.20	80 (81)	16 (17)		
Green Bank (Burlington Co.)/25	Coastal	0.77	0.96	561 (585)	21 (22)	3	5.35
Corbin City (Atlantic Co.)/25	Coastal	0.09	0.72	507	23	3	5.92
Dennisville (Cape May Co.)/50	Coastal	1.75	0.36	276	20	1	3.62
Winslow (Camden Co.)/50	Inland	0.24	1.00	1855	46	3	1.62
Centerton (Salem Co.)/50	Inland	0.42	0.22	1051	31		
Turkey Swamp (Monmouth Co.)/44	Inland	0.09	0.25	1601 (1612)	43 (44)	11	6.87
Glassboro (Gloucester Co.)/50	Inland	0.13	0.02	404	18	2	4.95

*Current week (in parentheses) results pending.

Remarks: Three additional EEE pools were detected at both traditional resting box sites and other county sites. To date, 48 positive EEE pools (*Cs. melanura*, *Anopheles bradleyi*, *Coquillettidia perturbans*, *Culex erraticus* and *Cx. salinarius*) have been collected in New Jersey. Three presumptive horse cases have been reported.

Traditional Resting Box Sites: To date 6335 *Cs. melanura* from 218 pools have been tested from the traditional resting box sites with an additional 3 pools of 36 mosquitoes to be tested. Twenty-three pools have been detected positive for an overall MFIR of 3.63 for the traditional resting box sites. One new positive pool of *Cs. melanura* was detected at the Winslow site this past week.

Additional <i>Cs. melanura</i> trapped by counties *traps with positives indicated in BOLD .				
County	Trap types*	Number collected (pools)	Number of positives pools	MFIR
Atlantic	CO₂	14 (4)	1	71.43
Burlington	CO₂	5401 (105)	5	0.93
Cape May	CO₂, Gravid, RB	1311 (111)	8	6.10
Gloucester	RB	969 (79)	1	1.03
Monmouth	CO₂, Other	283 (21)	2	7.07
Ocean	CO₂, Gravid, RB	401 (62)	2	4.99
Salem	CO₂	33 (7)		
TOTAL		8412 (389)	19	2.26*

Additional *Cs. melanura*:
Three hundred and eighty-nine additional pools containing 8412 *Cs. melanura* have been tested from other sites using other traps in addition to resting boxes. A total of 19 positive *Cs. melanura* pools from non-traditional sites have been detected to date. Two additional pools were detected, one from Atlantic County and the second from Gloucester County. Note that MFIR value is a “rough estimate” as other data already completed may

be pending for entry to the West Nile database and not reflected in the tables below.

Species other than <i>Cs. melanura</i>	Pools	Mosquitoes	Positives	MFIR
<i>Aedes albopictus</i>	18	60		
<i>Aedes atlanticus</i>	3	75		
<i>Aedes canadensis canadensis</i>	14	138		
<i>Aedes cantator</i>	19	24		
<i>Aedes infirmatus</i>	1	1		
<i>Aedes japonicus</i>	12	27		
<i>Aedes sollicitans</i>	4	19		
<i>Aedes sticticus</i>	2	3		
<i>Aedes taeniorhynchus</i>	1	2		
<i>Aedes triseriatus</i>	7	25		
<i>Aedes vexans</i>	3	38		
<i>Anopheles bradleyi</i>	27	284	1	3.521
<i>Anopheles crucians</i>	4	16		
<i>Anopheles punctipennis</i>	19	140		
<i>Anopheles quadrimaculatus</i>	11	54		
<i>Coquillettidia perturbans</i>	24	338	1	2.959
<i>Culex erraticus</i>	117	2905	2	0.688
<i>Culex pipiens</i>	381	5215	1	0.192
<i>Culex restuans</i>	4	4		
<i>Culex salinarius</i>	85	811	1	1.233
<i>Culex spp.</i>	82	618		
<i>Psorophora columbiae</i>	3	7		
State Total	841	10804	6	0.555

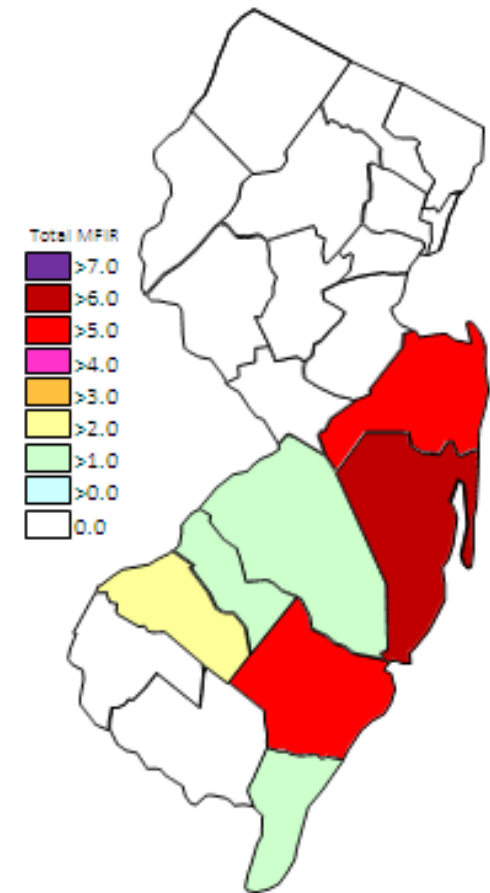
While *Cs. melanura* is primarily a bird feeder, it is not exclusively ornithophilic and may on occasion take a bloodmeal from a mammal. The appropriate precautions should be taken in its habitat.

Additional Species: The table to the left indicates non-*Cs. melanura* mosquitoes tested for EEE. No additional non-melanura pools were found positive this past week. First positive in a non-*Cs. melanura* species was a pool of *Cx. salinarius* collected 3 August in Cape May County. *Coquillettidia perturbans*, a suspected inland vector of EEE, was found positive in Ocean County. *Culex erraticus*, an indiscriminant feeder that will bite both birds and mammals was found positive in both Monmouth and Ocean County. One pool of *Anopheles bradleyi* from Burlington County, collected 17 Sep was positive.

Horses and Humans: Currently there are no reported human cases or new horse cases. Three presumptive horse cases have been reported. The first was in Cape May County. This 7 yo gelding had a date of onset 2 August and was euthanized the following day. Vaccination history is unknown. The second horse, a 7 month old unvaccinated colt, was in Monmouth County with an onset date of 27 August. This horse died two days later. The third horse case is a 9 yo mare from Ocean County with an unknown vaccination history and date of onset of 10 September and euthanized 11 September.

Horses and Vaccinations: The fate of unvaccinated equids reinforces the necessity of maintaining a vaccination schedule for arboviruses. For vaccination schedules recommended by the American Association of Equine Practices, see: http://www.aaep.org/vaccination_guidelines.htm

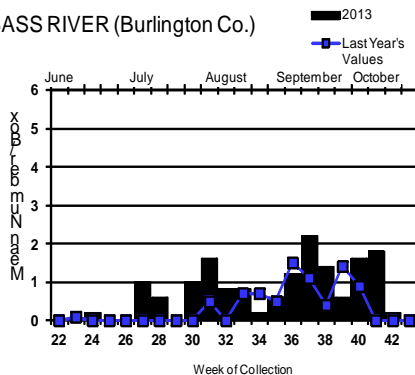
Counties with all mosquito EEE activity



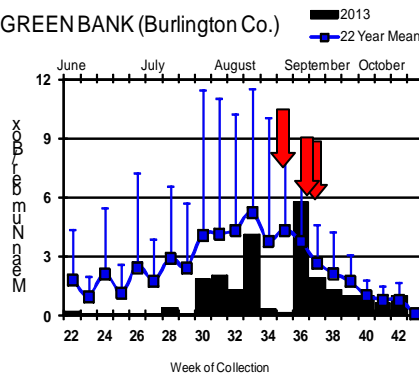
Culiseta melanura Population Graphs

Coastal

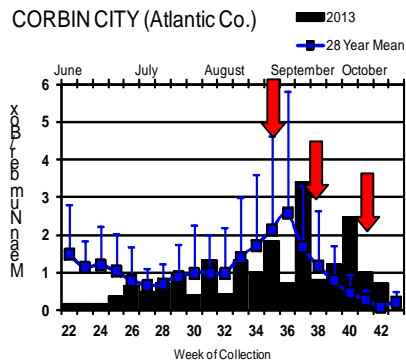
BASS RIVER (Burlington Co.)



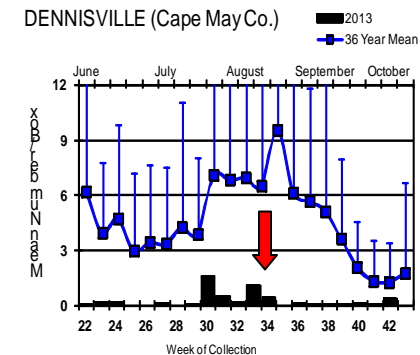
GREEN BANK (Burlington Co.)



CORBIN CITY (Atlantic Co.)

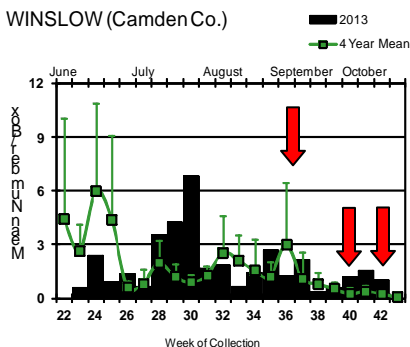


DENNISVILLE (Cape May Co.)

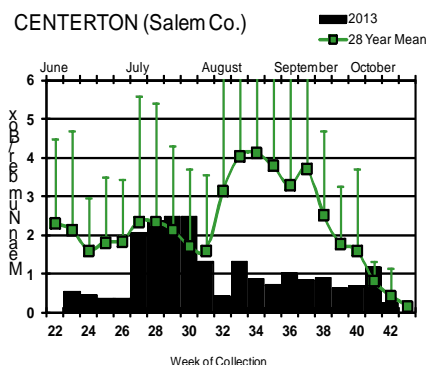


Inland

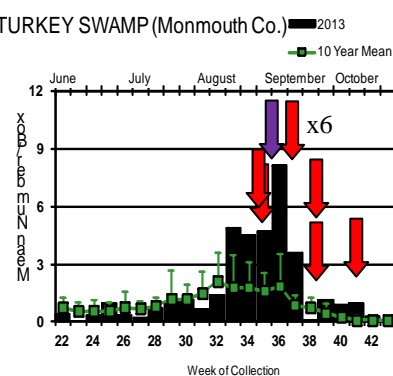
WINSLOW (Camden Co.)



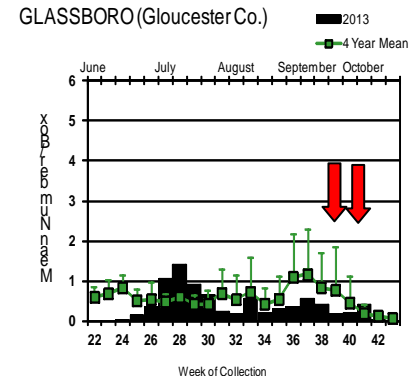
CENTERTON (Salem Co.)



TURKEY SWAMP (Monmouth Co.)





GLASSBORO (Gloucester Co.)



The traditional resting box sites are showing decreased population levels from the previous week, but several sites still have populations above historical values for this late in the season. These include Corbin City, Winslow, Turkey Swamp and Glassboro. Winslow also had one new positive *Cs. melanura* pool.

Note axis change (from 12 to 6) on Bass River, Corbin City, Centerton and Glassboro sites. Note axis change on Turkey Swamp *back* to original numbers to accommodate increased population activity.

  = Positive pool(s) detected (red = melanura, purple = other).

EEE in US (2013 cumulative cases): (Black or Red = previous + new reported cases occurring)

- equine: 4(AL) 5(AR) 1(CT) 1(DE) 33(FL) 24(GA) 2(KY) 6(LA) 4(MA) 3(ME) 1(MD) 1(MI) 9(MS) 12(NC) 3(NH) 3(NJ) 1(NY) 36(SC) 1(TX) 1(VA) 2(VT)
- mosquito pools: 52(CT) 1(GA) 61(MA) 9(MD) 26(ME) 1(NC) 24(NH) 48(NJ) 53(NY) 4(RI) 98(VA) 22(VT)
- sentinel: 3(AL) 1(DE) 143/4 wild(FL) 1(GA) 1pheasant1emu(ME) 2(NC) 30(VA)
- human: 2(FL) 1(GA) 1(MA)

West Nile Virus in US

West Nile in US (2013 cumulative cases): Single black values indicate no change from previous week. Black values / red values equals previous week/**New totals**.

Note: Data reported by all states should be considered provisional and subject to change. Sources for this table can be found [here](#).

	Birds	Mosquito Pools	Sentinels	Horses	Humans
Alabama					5
Alaska					
Arizona	1	185/200	6	1/2	38/39
Arkansas				2	6
California	1158/1188	2480/2493	453/463	11	237/276
Colorado	11	441		12/13	267/295
Connecticut		88/89			2
Delaware	8		16	2	2
DC		23			
Florida			138	5	2
Georgia	0	64/138		2/4	4/9
Hawaii					
Idaho		178		10	39
Illinois	87	2682/2686		13	68/74
Indiana	0	473/474		1	20
Iowa		47	15	10	38/44
Kansas		11		6	45
Kentucky	1			9/10	2
Louisiana		171	66	2	35
Maine		3		0	0
Maryland		10/18		1	10/13
Mass.		335		2	7/8
Michigan	46	23		3	31/32
Minnesota	1	48		2	71/77
Mississippi		46		2	40/43
Missouri		11		13	16/17

	Birds	Mosquito Pools	Sentinels	Horses	Humans
Montana	1	19		27	23
Nebraska	4/9	238/243		6	135/168
Nevada	1	47			8
New Hampshire		14		1	1
New Jersey	36	646/655		1	11
New Mexico		1		3	21/30
New York		582	1	12	21/23
North Carolina				2	1
North Dakota	9	23		1	111
Ohio		169		3	10/11
Oklahoma		41		5	36/45
Oregon	1	85	0	2	14
Pennsylvania	27	1499		2	11
Rhode Island		7/8			
South Carolina	1			1	1
South Dakota	8	392		3	135
Tennessee	1	738/753		1	15
Texas	4	429/449		12/13	89/110
Utah	1	66/69	2	7	7/9
Vermont		27/28		1	1
Virginia		126	10	1	3
Washington	0	18		2	1
West Virginia		26			
Wisconsin	62	20		0	11/14
Wyoming	6	52		19	30

* Can include other species (e.g., dogs, cows) reported positive.

Protocol: New Jersey Department of Health (NJDH Public Health Environmental and Agricultural Laboratories, PHEAL) and the Cape May County Department of Mosquito Control tests mosquito pools using RT-PCR Taqman techniques.

Mosquito Species Submitted and Tested for West Nile Virus Testing through 21 October 2013

Species	Pools	Mosquitoes	Positives	MFIR
<i>Aedes albopictus</i>	805	6603	3	0.454
<i>Aedes atlanticus</i>	6	80		
<i>Aedes atropalpus</i>	4	7		
<i>Aedes canadensis canadensis</i>	59	882		
<i>Aedes cantator</i>	31	114		
<i>Aedes grossbecki</i>	1	1		
<i>Aedes infirmatus</i>	1	1		
<i>Aedes japonicus</i>	455	2505	2	0.798
<i>Aedes sollicitans</i>	10	47		
<i>Aedes sticticus</i>	3	5		
<i>Aedes taeniorhynchus</i>	14	123		
<i>Aedes triseriatus</i>	121	344	1	2.907
<i>Aedes trivittatus</i>	9	64		
<i>Aedes vexans</i>	84	777		
<i>Anopheles bradleyi</i>	40	340		
<i>Anopheles crucians</i>	10	117		
<i>Anopheles punctipennis</i>	57	339	1	2.950
<i>Anopheles quadrimaculatus</i>	118	1974		
<i>Coquillettidia perturbans</i>	38	455		
<i>Culex erraticus</i>	130	2927	1	0.342
<i>Culex pipiens</i>	898	22279	86	3.860
<i>Culex restuans</i>	566	6355	23	3.619
<i>Culex salinarius</i>	91	831	1	1.203
<i>Culex spp.</i>	3461	135681	513	3.781
<i>Culex territans</i>	14	17		
<i>Culiseta melanura</i>	592	14117	24	1.700
<i>Orthopodomyia signifera</i>	4	4		
<i>Psorophora ciliata</i>	3	4		
<i>Psorophora columbiae</i>	22	167		
<i>Psorophora ferox</i>	30	364		
<i>Psorophora howardii</i>	1	10		
<i>Uranotaenia sapphirina</i>	2	10		
State Total	7680	197544	655	3.31572

Remarks: To date, 7680 pools of 197544 mosquitoes from 31 species have been tested, with 655 positive pools detected. First positive was detected in a pool collected on 26 June in Middlesex County. Positive pools continue to be detected primarily in the enzootic vectors. Potential bridge vectors are also being detected, with positive pools in *Aedes albopictus*, *Aedes japonicus*, *Aedes triseriatus*, *Anopheles punctipennis*, *Culex erraticus* and *Culex salinarius*.

Humans, Horses and Wild Birds: To date, eleven human cases have been reported by the NJ Department of Health. The first case was from Burlington County with onset date of 5 August. Cases are from Bergen (1), Burlington (2), Camden (5), Gloucester (1), Morris (1) and Ocean (1) counties. See <http://www.state.nj.us/health/cd/westnile/techinfo.shtml> for further information.

Last year the first horse was detected in mid July. This year, the first reported horse was a 33 yo gelding from Cumberland County, with date of onset at 4 Oct. There was no vaccination history. This is the only WNV horse case to date.

Bird testing began in mid-April. Thirty-six positive birds have been reported, mostly corvids. No new positive birds were detected this past week. First American Crow positive has been detected. To date, 121 birds have been tested. Testing includes: American Crow (*Corvus brachyrhynchos* 3/8), Fish Crow (*C. ossifragus* 7/18), unidentified Crow (*Corvus* spp. 4/7), Blue Jay (*Cyanocitta cristata* 15/21), Hawk/Raptor (0/9) and other avian species (7/60). Counties (positives) submitting birds are Atlantic, Bergen, Burlington, Cape May, Cumberland, Essex, Gloucester, Hunterdon, Mercer, Middlesex, Monmouth, Morris, Ocean, Salem, Sussex, Union and Warren.

2013 Positive Mosquito pools to date / Total Mosquito Pools Submitted (PHEL)	This time last year (PHEL)
655 / 7680 (0.085)	1004 / 7529 (0.133)
2013 Positive Birds to date / Total Birds Submitted	This time last year
36 / 123 (0.293)	132 / 306 (0.432)

WNV Results by County through 21 October 2013

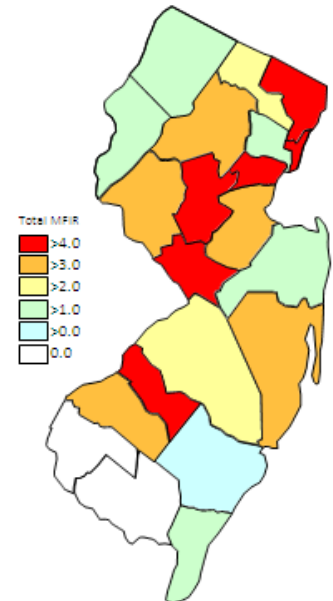
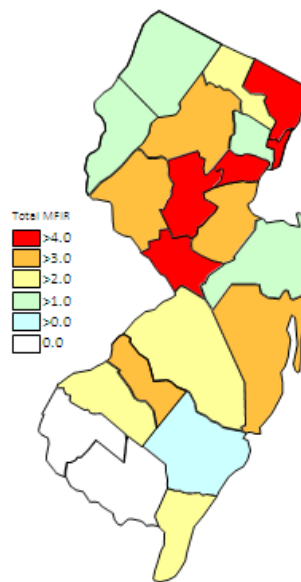
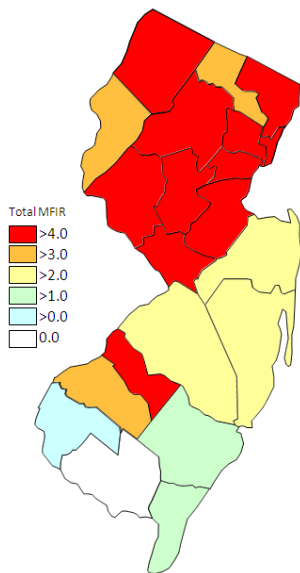
County	Species	Pools	Mosquitoes	Positives	MFIR
Atlantic		207	3493	1	0.286
	<i>Aedes albopictus</i>	20	196		
	<i>Aedes canadensis canadensis</i>	5	82		
	<i>Aedes cantator</i>	3	36		
	<i>Aedes grossbecki</i>	1	1		
	<i>Aedes japonicus</i>	9	29		
	<i>Aedes sollicitans</i>	2	23		
	<i>Aedes sticticus</i>	2	3		
	<i>Aedes taeniorhynchus</i>	6	30		
	<i>Aedes triseriatus</i>	6	14		
	<i>Aedes vexans</i>	17	314		
	<i>Anopheles bradleyi</i>	9	43		
	<i>Anopheles crucians</i>	2	50		
	<i>Anopheles punctipennis</i>	5	15		
	<i>Anopheles quadrimaculatus</i>	4	12		
	<i>Coquillettidia perturbans</i>	6	37		
	<i>Culex erraticus</i>	10	115		
	<i>Culex</i> spp.	56	1769	1	0.565
	<i>Culiseta melanura</i>	34	564		
	<i>Psorophora ciliata</i>	1	1		
	<i>Psorophora columbiae</i>	2	2		
	<i>Psorophora ferox</i>	5	146		
	<i>Psorophora howardii</i>	1	10		
	<i>Uranotaenia sapphirina</i>	1	1		
Bergen		185	10833	86	7.939
	<i>Aedes albopictus</i>	1	6		
	<i>Aedes japonicus</i>	5	42		
	<i>Anopheles punctipennis</i>	1	1		
	<i>Culex</i> spp.	178	10784	86	7.975
Burlington		319	10593	25	2.360
	<i>Aedes albopictus</i>	18	270		
	<i>Aedes atlanticus</i>	2	53		
	<i>Aedes canadensis canadensis</i>	7	101		
	<i>Aedes infirmatus</i>	1	1		
	<i>Aedes japonicus</i>	14	90		
	<i>Aedes taeniorhynchus</i>	1	2		

	<i>Aedes triseriatus</i>	2	44		
	<i>Aedes vexans</i>	3	15		
	<i>Anopheles bradleyi</i>	8	182		
	<i>Anopheles crucians</i>	2	47		
	<i>Anopheles punctipennis</i>	2	3		
	<i>Coquillettidia perturbans</i>	5	216		
	<i>Culex erraticus</i>	4	6		
	<i>Culex pipiens</i>	2	15		
	<i>Culex restuans</i>	2	2		
	<i>Culex salinarius</i>	8	158		
	<i>Culex</i> spp.	93	3332	15	4.502
	<i>Culiseta melanura</i>	142	6042	10	1.655
	<i>Psorophora ciliata</i>	1	1		
	<i>Psorophora columbiae</i>	1	4		
	<i>Uranotaenia sapphirina</i>	1	9		
Camden		340	8771	35	3.990
	<i>Aedes albopictus</i>	48	266		
	<i>Aedes japonicus</i>	48	142	1	7.042
	<i>Aedes triseriatus</i>	1	2		
	<i>Anopheles punctipennis</i>	1	1		
	<i>Anopheles quadrimaculatus</i>	1	1		
	<i>Culex erraticus</i>	1	1		
	<i>Culex</i> spp.	202	6782	32	4.718
	<i>Culiseta melanura</i>	38	1576	2	1.269
Cape May		1840	18216	38	2.086
	<i>Aedes albopictus</i>	176	388	1	2.577
	<i>Aedes atlanticus</i>	1	2		
	<i>Aedes atropalpus</i>	4	7		
	<i>Aedes canadensis canadensis</i>	6	7		
	<i>Aedes cantator</i>	20	25		
	<i>Aedes japonicus</i>	87	168		
	<i>Aedes sollicitans</i>	4	19		
	<i>Aedes taeniorhynchus</i>	6	90		
	<i>Aedes triseriatus</i>	43	69		
	<i>Aedes vexans</i>	19	32		
	<i>Anopheles bradleyi</i>	18	101		
	<i>Anopheles punctipennis</i>	1	1		
	<i>Anopheles quadrimaculatus</i>	78	1788		
	<i>Coquillettidia perturbans</i>	4	8		
	<i>Culex erraticus</i>	76	2537		
	<i>Culex pipiens</i>	520	6798	29	4.266
	<i>Culex restuans</i>	486	3744	3	0.801
	<i>Culex salinarius</i>	75	602	1	1.661
	<i>Culex</i> spp.	61	204	1	4.902
	<i>Culex territans</i>	14	17		
	<i>Culiseta melanura</i>	124	1586	3	1.892
	<i>Orthopodomyia signifera</i>	4	4		
	<i>Psorophora columbiae</i>	5	8		
	<i>Psorophora ferox</i>	8	11		
Essex		252	3180	4	1.258
	<i>Aedes albopictus</i>	100	674		
	<i>Aedes japonicus</i>	63	466		
	<i>Culex</i> spp.	89	2040	4	1.961

Gloucester	496	17533	52	2.966
<i>Aedes albopictus</i>	26	702		
<i>Aedes japonicus</i>	18	238		
<i>Aedes triseriatus</i>	3	37		
<i>Aedes vexans</i>	6	149		
<i>Anopheles punctipennis</i>	1	2		
<i>Anopheles bradleyi</i>	10	207	1	4.831
<i>Anopheles quadrimaculatus</i>	6	72		
<i>Coquillettidia perturbans</i>	5	76		
<i>Culex pipiens</i>	322	14655	50	3.412
<i>Culiseta melanura</i>	96	1307	1	0.765
<i>Psorophora ferox</i>	3	88		
Hudson	242	11805	63	5.337
<i>Culex</i> spp.	242	11805	63	5.337
Hunterdon	378	16482	56	3.398
<i>Culex</i> spp.	378	16482	56	3.398
Mercer	291	7111	47	6.609
<i>Aedes albopictus</i>	71	615		
<i>Aedes japonicus</i>	21	78	1	12.821
<i>Aedes triseriatus</i>	5	12		
<i>Aedes vexans</i>	5	124		
<i>Culex erraticus</i>	7	16		
<i>Culex pipiens</i>	51	808	7	8.663
<i>Culex restuans</i>	72	2603	20	7.683
<i>Culex salinarius</i>	1	5		
<i>Culex</i> spp.	58	2850	19	6.667
Middlesex	247	7251	27	3.724
<i>Aedes albopictus</i>	14	189		
<i>Aedes japonicus</i>	4	20		
<i>Culex</i> spp.	229	7042	27	3.834
Monmouth	351	4866	9	1.850
<i>Aedes albopictus</i>	62	699		
<i>Aedes atlanticus</i>	3	25		
<i>Aedes canadensis canadensis</i>	17	260		
<i>Aedes cantator</i>	6	20		
<i>Aedes japonicus</i>	32	116		
<i>Aedes sollicitans</i>	1	1		
<i>Aedes taeniorhynchus</i>	1	1		
<i>Aedes triseriatus</i>	17	43		
<i>Aedes trivittatus</i>	6	9		
<i>Aedes vexans</i>	9	23		
<i>Anopheles crucians</i>	1	1		
<i>Anopheles punctipennis</i>	19	58		
<i>Anopheles quadrimaculatus</i>	5	10		
<i>Coquillettidia perturbans</i>	3	7		
<i>Culex erraticus</i>	10	84		
<i>Culex restuans</i>	2	2		
<i>Culex salinarius</i>	1	50		
<i>Culex</i> spp.	82	1548	3	1.938

	<i>Culiseta melanura</i>	64	1795	6	3.343
	<i>Psorophora columbiae</i>	4	70		
	<i>Psorophora ferox</i>	6	44		
Morris		415	14555	45	3.092
	<i>Culex</i> spp.	415	14555	45	3.092
Ocean		432	4906	16	3.261
	<i>Aedes albopictus</i>	110	1324	1	0.755
	<i>Aedes canadensis canadensis</i>	23	419		
	<i>Aedes cantator</i>	2	33		
	<i>Aedes japonicus</i>	39	127		
	<i>Aedes sollicitans</i>	1	2		
	<i>Aedes triseriatus</i>	6	12		
	<i>Aedes vexans</i>	19	26		
	<i>Anopheles bradleyi</i>	1	1		
	<i>Anopheles crucians</i>	5	19		
	<i>Anopheles punctipennis</i>	4	5		
	<i>Anopheles quadrimaculatus</i>	3	8		
	<i>Coquillettidia perturbans</i>	9	73		
	<i>Culex erraticus</i>	14	62	1	16.129
	<i>Culex restuans</i>	1	1		
	<i>Culex salinarius</i>	6	16		
	<i>Culex</i> spp.	126	2376	12	5.051
	<i>Culiseta melanura</i>	63	402	2	4.975
Passaic		232	7079	18	2.543
	<i>Aedes albopictus</i>	31	147		
	<i>Aedes japonicus</i>	27	202		
	<i>Aedes triseriatus</i>	9	15		
	<i>Aedes trivittatus</i>	2	51		
	<i>Aedes vexans</i>	2	51		
	<i>Anopheles punctipennis</i>	3	5		
	<i>Anopheles quadrimaculatus</i>	2	20		
	<i>Coquillettidia perturbans</i>	1	2		
	<i>Culex</i> spp.	153	6584	18	2.734
	<i>Psorophora ferox</i>	2	2		
Salem		278	4961		
	<i>Aedes albopictus</i>	41	176		
	<i>Aedes japonicus</i>	26	94		
	<i>Aedes sollicitans</i>	2	2		
	<i>Aedes sticticus</i>	1	2		
	<i>Aedes triseriatus</i>	14	38		
	<i>Aedes vexans</i>	1	22		
	<i>Anopheles bradleyi</i>	3	11		
	<i>Anopheles punctipennis</i>	7	24		
	<i>Anopheles quadrimaculatus</i>	18	58		
	<i>Coquillettidia perturbans</i>	5	36		
	<i>Culex erraticus</i>	8	106		
	<i>Culex pipiens</i>	3	3		
	<i>Culex restuans</i>	3	3		
	<i>Culex</i> spp.	99	3413		
	<i>Culiseta melanura</i>	30	815		
	<i>Psorophora ciliata</i>	1	2		
	<i>Psorophora columbiae</i>	10	83		

<i>Psorophora ferox</i>	6	73		
Somerset	306	6438	30	4.660
<i>Aedes albopictus</i>	26	144		
<i>Aedes japonicus</i>	18	173		
<i>Aedes triseriatus</i>	6	16		
<i>Aedes vexans</i>	2	16		
<i>Anopheles punctipennis</i>	1	2		
<i>Culex</i> spp.	253	6087	30	4.929
Sussex	279	12005	16	1.333
<i>Aedes japonicus</i>	20	338		
<i>Culex</i> spp.	258	11637	16	1.375
<i>Culiseta melanura</i>	1	30		
Union	257	13652	68	4.981
<i>Aedes albopictus</i>	39	582		
<i>Aedes japonicus</i>	9	137		
<i>Culex</i> spp.	209	12933	68	5.258
Warren	333	13814	19	1.375
<i>Aedes albopictus</i>	22	225	1	4.444
<i>Aedes canadensis canadensis</i>	1	13		
<i>Aedes japonicus</i>	15	45		
<i>Aedes triseriatus</i>	9	42	1	23.810
<i>Aedes trivittatus</i>	1	4		
<i>Aedes vexans</i>	1	5		
<i>Anopheles punctipennis</i>	3	17		
<i>Anopheles quadrimaculatus</i>	1	5		
<i>Culex</i> spp.	280	13458	17	1.263
Grand Total	7680	197544	655	3.316



Cumulative WNV activity in 2012.

WNV activity to 21 October 2013.

WNV activity last week, 2013.

Saint Louis Encephalitis (SLE) to 21 October 2013.

New Jersey will be selectively testing for SLE this year. SLE has had previous activity in New Jersey, most notably in 1964 and 1975 (CDC's SLE [website](#)), the latter prompting the surveillance reporting by Rutgers. SLE is a flavivirus and has a similar transmission pattern to West Nile, with *Culex* species as the predominant vectors.

No pools have been detected positive for SLE in 2013.

County	Species	Pools	Mosquitoes	Positives	MFIR
Burlington		56	1610		
	<i>Aedes albopictus</i>	6	84		
	<i>Aedes japonicus</i>	2	13		
	<i>Culex erraticus</i>	1	2		
	<i>Culex</i> spp.	47	1511		
Cape May		368	4782		
	<i>Culex pipiens</i>	356	4748		
	<i>Culex</i> spp.	12	34		
Salem		3	128		
	<i>Culex</i> spp.	3	128		
Grand Total		427	6520		

La Crosse Encephalitis (LAC) through 12 October 2013.

New Jersey will be selectively testing for La Crosse (LAC) virus this year. New Jersey has had 3 cases of this encephalitic disease since 1964 (see CDC's LAC [website](#)). The mortality is low but like other encephalitides, LAC can have both personal (lasting neurological sequelae) and economic impacts. LAC is a bunyavirus with a transmission cycle involving mosquitoes such as *Aedes triseriatus* and small mammals such as squirrels and chipmunks. LAC can not only infect *Aedes albopictus* but transovarial transmission was also demonstrated. (Tesh and Gubler 1975 Laboratory studies of transovarial transmission of La Crosse and other arboviruses by *Aedes albopictus* and *Culex fatigans*. American Journal of Tropical Medicine and Hygiene 24(5):876-880).

No pools have been detected positive for LAC in 2013.

County	Species	Pools	Mosquitoes	Positives	MFIR
Burlington		2	44		
	<i>Aedes triseriatus</i>	2	44		
Cape May		39	65		
	<i>Aedes triseriatus</i>	39	65		
Salem		14	52		
	<i>Aedes triseriatus</i>	14	52		
Grand Total		55	161		