

VECTOR SURVEILLANCE IN NEW JERSEY

EEE, WNV, SLE and LAC

Prepared by Lisa M. Reed, Scott Crans and Mark Robson

Center for Vector Biology, Rutgers University

CDC WEEK 28: 6 July to 12 July, 2014

Data Downloaded 12:54 pm 14 July 2014



This New Jersey Agricultural Experiment Station report is supported by Rutgers University, Hatch funds, funding from the NJ State Mosquito Control Commission and with the participation of the Department of Health, Department of Agriculture and of the 21 county mosquito control agencies of New Jersey.

Culiseta melanura and Eastern Equine Encephalitis

SITE/Boxes	Inland or Coastal	Historic Population Mean	Current Weekly Mean	Total Tested* (Collected)	Total Pools Tested* (Submitted)	EEE Isolation Pools	MFIR
Bass River (Burlington Co.)/5	Coastal	0.30	0.20	3 (4)	2 (3)		
Green Bank (Burlington Co.)/25	Coastal	2.78	0.16	48 (52)	6 (7)		
Corbin City (Atlantic Co.)/25	Coastal	0.72	0.28	117 (124)	5		
Dennisville (Cape May Co.)/50	Coastal	4.14	0.00	83	5		
Winslow (Camden Co.)/40	Inland	2.34	0.92	567	14		
Centerton (Salem Co.)/48	Inland	2.34	0.12	219	8		
Turkey Swamp (Monmouth Co.)/50	Inland	0.80	0.42	37 (58)	6 (7)		
Glassboro (Gloucester Co.)/49	Inland	0.81	0.84	230	7		

*Current week (in parentheses) results pending.

Remarks: No EEE activity has been detected in any mosquitoes or vertebrates sampled to date in New Jersey. *Cs. melanura* activity continues to remain low to moderate in most areas (see page 3 population graphs).

Traditional Resting Box Sites: To date, 1304 *Cs. melanura* from 53 pools have been tested for EEE. No positive pools have been detected. Three additional pools containing 26 *Cs. melanura* remain to be tested.

Additional <i>Cs. melanura</i> trapped by counties				
*traps with positives indicated in BOLD .				
County	Trap types*	Number collected (pools)	Number of positive pools	MFIR
Burlington	CO ₂	2086 (39)		
Cape May	RB	80 (4)		
Cumberland	RB	17 (2)		
Gloucester	RB	108 (17)		
Monmouth	Other	2 (1)		
Ocean	CO ₂ , RB	18 (5)		
Salem	CO ₂	5 (2)		
TOTAL		2316 (70)		

Additional *Cs. melanura*: Counties submit additional pools of *Cs. melanura* caught in other trap types as well as resting boxes. Currently, no detection of EEE has occurred in *Cs. melanura* sampled from additional traps.

Species other than <i>Cs. melanura</i>	Pools	Mosquitoes	Positives	MFIR
<i>Aedes canadensis canadensis</i>	3	81		
<i>Aedes taeniorhynchus</i>	1	5		
<i>Aedes vexans</i>	1	14		
<i>Anopheles bradleyi</i>	1	7		
<i>Anopheles punctipennis</i>	8	109		
<i>Anopheles quadrimaculatus</i>	7	194		
<i>Coquillettidia perturbans</i>	13	293		
<i>Culex erraticus</i>	1	2		
<i>Culex restuans</i>	1	1		
<i>Culex salinarius</i>	3	29		
<i>Culiseta morsitans</i>	1	1		
State Total	40	736		

Additional Species: Counties submit additional pools of species other than *Cs. melanura* for EEE virus testing. Currently, no detection of EEE in other species has occurred.

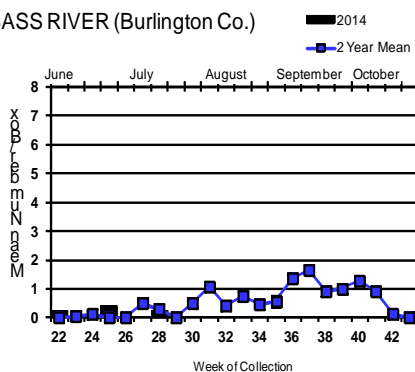
Horses and Humans: Currently there is no reported horse or human cases

Horses and Vaccinations: The fate of unvaccinated equids reinforces the necessity of maintaining a vaccination schedule for arboviruses. For vaccination schedules recommended by the American Association of Equine Practices, see: http://www.aaep.org/vaccination_guidelines.htm

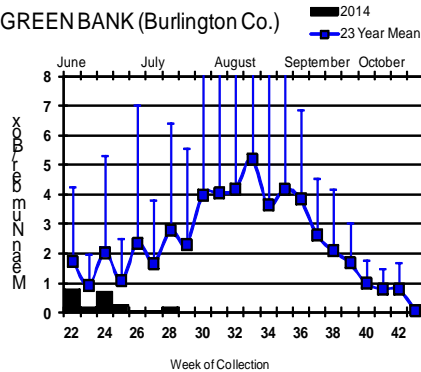
Culiseta melanura Population Graphs

Coastal

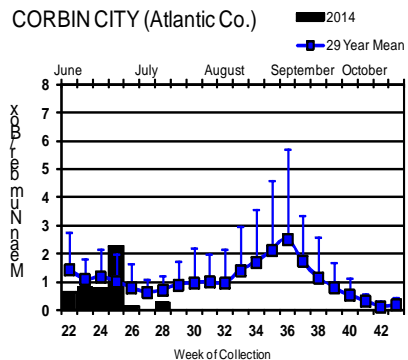
BASS RIVER (Burlington Co.)



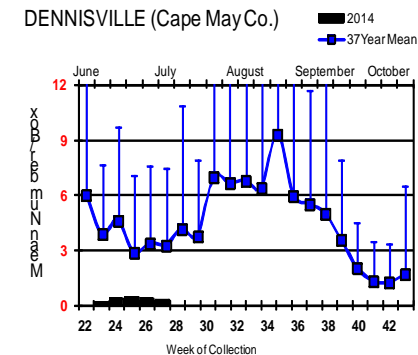
GREEN BANK (Burlington Co.)



CORBIN CITY (Atlantic Co.)

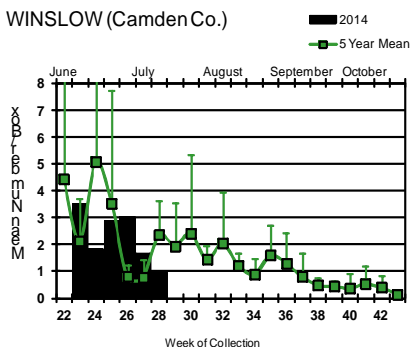


DENNISVILLE (Cape May Co.)

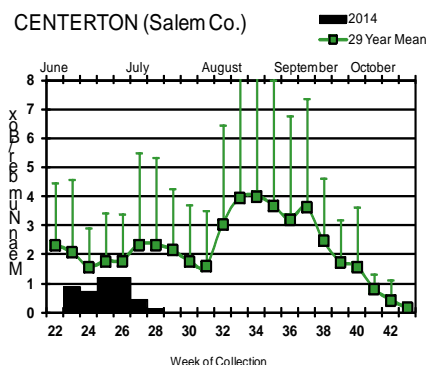


Inland

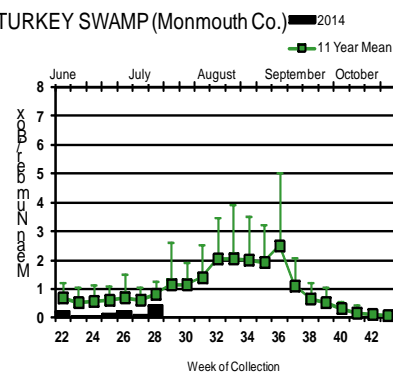
WINSLOW (Camden Co.)



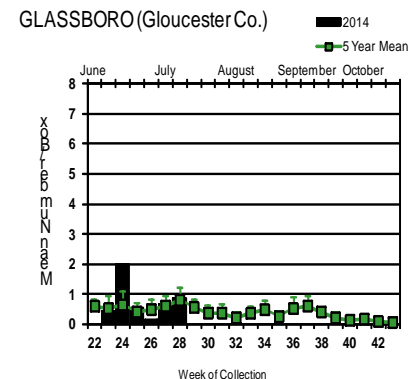
CENTERTON (Salem Co.)




TURKEY SWAMP (Monmouth Co.)



GLASSBORO (Gloucester Co.)



Populations at Winslow and Centerton appear to be decreasing over the past few weeks while other sites are fluctuating around or below historical values. Currently, there is no EEE activity in New Jersey, although detection in mosquitoes has occurred in states both to the south (Virginia) and to the north (Vermont), and positive horses continue to be seen in Florida.

 = Positive pool(s) detected (red = melanura, purple = other).

EEE in US (2014 cumulative cases): (Black or Red = previous + new reported cases occurring)

- equine: FL (21) GA(1)
- mosquito pools: GA(1) VA(1) VT(1)
- sentinel: FL(77)
- human:

West Nile Virus Positive Organisms in US

West Nile in US (2014 cumulative cases): Single black values indicate no change from previous week. Black values / red values equals previous week/**New totals**.
 Note: Data reported by all states should be considered provisional and subject to change. Sources for this table can be found [here](#).

	Birds	Mosquito Pools	Sentinels	Horses	Humans
Alabama				1	
Alaska					
Arizona	1	1			1
Arkansas					
California	392/537	340/520	3/9		3/9
Colorado		5/12			
Connecticut					0
Delaware					
DC					
Florida			5/6		
Georgia					
Hawaii					
Idaho		2/7			
Illinois	2	32/40			
Indiana		2/5			
Iowa					1
Kansas		0			0
Kentucky					
Louisiana		23	1		
Maine					
Maryland					
Mass.		1		0	0
Michigan		1			
Minnesota		2			
Mississippi		0		0	2
Missouri		0		0	1

	Birds	Mosquito Pools	Sentinels	Horses	Humans
Montana					
Nebraska	0	2		0	0
Nevada					
New Hampshire		0		0	0
New Jersey	1	1/3			
New Mexico					
New York		1/2			
North Carolina					
North Dakota	0	1		0	0
Ohio					
Oklahoma					
Oregon	0	0	0	0	0
Pennsylvania		22/41			
Rhode Island		0			
South Carolina					
South Dakota		2			1/6
Tennessee	0	4/9		0	1
Texas	5/14	96/156		0	1
Utah	1				
Vermont					
Virginia					
Washington	0	2		0	0
West Virginia					
Wisconsin	6/7	0		0	1
Wyoming		1			

* Can include other species (e.g., dogs, cows) reported positive.

Protocol: New Jersey Department of Health (NJDH Public Health Environmental and Agricultural Laboratories, PHEAL) and the Cape May County Department of Mosquito Control tests mosquito pools using RT-PCR Taqman techniques.

Mosquito Species Submitted and Tested for West Nile Virus Testing through 14 July 2014

Species	Pools	Mosquitoes	Positives	MFIR
<i>Aedes albopictus</i>	61	391		
<i>Aedes canadensis canadensis</i>	22	472		
<i>Aedes cantator</i>	8	183		
<i>Aedes japonicus</i>	109	568		
<i>Aedes sollicitans</i>	1	1		
<i>Aedes sticticus</i>	3	7		
<i>Aedes taeniorhynchus</i>	2	6		
<i>Aedes triseriatus</i>	33	138		
<i>Aedes trivittatus</i>	3	4		
<i>Aedes vexans</i>	17	82		
<i>Anopheles bradleyi</i>	1	7		
<i>Anopheles punctipennis</i>	13	117		
<i>Anopheles quadrimaculatus</i>	13	379		
<i>Coquillettidia perturbans</i>	27	365		
<i>Culex erraticus</i>	4	6		
<i>Culex pipiens</i>	178	5538		
<i>Culex restuans</i>	83	2370		
<i>Culex salinarius</i>	6	34		
<i>Culex spp.</i>	840	35255	3	0.085
<i>Culiseta melanura</i>	141	3653		
<i>Culiseta morsitans</i>	1	1		
<i>Psorophora columbiae</i>	1	1		
<i>Psorophora ferox</i>	3	7		
State Total	1570	49585	3	0.061

Remarks: To date, 1570 pools of 49,585 mosquitoes from 22 species have been tested, with 3 positive pools detected, all *Culex*. First positive was detected in a Mixed *Culex* pool collected on 20 May in Camden County. Second positive in Mixed *Culex* collected on 25 June in Bergen County and third positive Mixed *Culex* pool collected 2 July in Camden County.

Humans, Horses and Wild Birds: To date, no human cases have been reported. For further information, see <http://www.state.nj.us/health/cd/westnile/techinfo.shtml>.

Bird testing began in mid-April. First positive bird (Fish Crow in Mercer County collected 8 July) has been reported. To date, 42 birds have been tested. Species includes: Fish Crow (*Corvus ossifragus* 1/12), Blue Jay (*Cyanocitta cristata* 0/3), Hawk/Raptor (0/2) and other avian species (0/25). Counties (**positives**) submitting birds are Atlantic, Bergen, Burlington, Cape May, Essex, Hunterdon, **Mercer**, Monmouth, Morris, Ocean, Salem, Sussex and Warren.

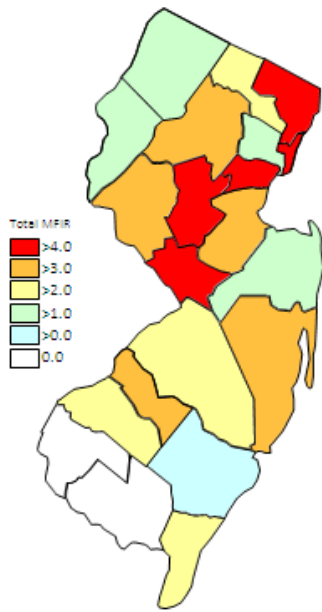
WNV Results by County through 14 July 2014

County	Species	Pools	Mosquitoes	Positives	MFIR
Atlantic		38	931		
	<i>Aedes albopictus</i>	2	8		
	<i>Aedes canadensis canadensis</i>	3	26		
	<i>Aedes cantator</i>	2	5		
	<i>Aedes japonicus</i>	1	13		
	<i>Aedes sticticus</i>	1	1		
	<i>Aedes taeniorhynchus</i>	1	1		
	<i>Aedes vexans</i>	3	21		

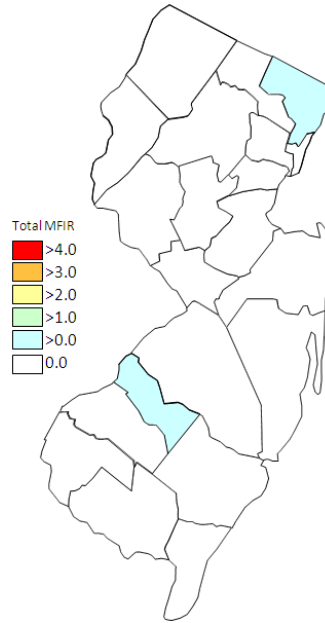
	<i>Anopheles punctipennis</i>	1	1		
	<i>Coquillettidia perturbans</i>	2	17		
	<i>Culex</i> spp.	15	714		
	<i>Culiseta melanura</i>	6	120		
	<i>Psorophora ferox</i>	1	4		
Bergen		45	3375	1	0.296
	<i>Culex</i> spp.	45	3375	1	0.296
Burlington		96	3642		
	<i>Aedes canadensis canadensis</i>	1	75		
	<i>Aedes japonicus</i>	4	52		
	<i>Aedes taeniorhynchus</i>	1	5		
	<i>Anopheles punctipennis</i>	1	1		
	<i>Coquillettidia perturbans</i>	1	64		
	<i>Culex salinarius</i>	2	25		
	<i>Culex</i> spp.	39	1283		
	<i>Culiseta melanura</i>	47	2137		
Camden		136	4464	2	0.448
	<i>Aedes albopictus</i>	7	9		
	<i>Aedes japonicus</i>	26	68		
	<i>Culex</i> spp.	89	3820	2	0.524
	<i>Culiseta melanura</i>	14	567		
Cape May		96	1247		
	<i>Aedes triseriatus</i>	4	24		
	<i>Anopheles bradleyi</i>	1	7		
	<i>Anopheles quadrimaculatus</i>	6	185		
	<i>Culex pipiens</i>	50	569		
	<i>Culex restuans</i>	25	295		
	<i>Culex salinarius</i>	1	4		
	<i>Culiseta melanura</i>	9	163		
Cumberland		13	210		
	<i>Aedes canadensis canadensis</i>	1	2		
	<i>Aedes japonicus</i>	1	1		
	<i>Aedes vexans</i>	2	20		
	<i>Coquillettidia perturbans</i>	2	59		
	<i>Culex</i> spp.	4	107		
	<i>Culiseta melanura</i>	3	21		
Essex		100	1293		
	<i>Aedes albopictus</i>	2	5		
	<i>Aedes japonicus</i>	10	16		
	<i>Aedes triseriatus</i>	1	3		
	<i>Aedes vexans</i>	1	4		
	<i>Culex</i> spp.	85	1264		
	<i>Psorophora ferox</i>	1	1		
Gloucester		157	5536		
	<i>Aedes albopictus</i>	7	132		
	<i>Aedes japonicus</i>	4	61		
	<i>Aedes triseriatus</i>	2	21		
	<i>Anopheles punctipennis</i>	7	108		

	<i>Anopheles quadrimaculatus</i>	6	193		
	<i>Culex pipiens</i>	107	4683		
	<i>Culiseta melanura</i>	24	338		
Hunterdon		105	5199		
	<i>Culex</i> spp.	105	5199		
Mercer		113	2799		
	<i>Aedes albopictus</i>	11	50		
	<i>Aedes canadensis canadensis</i>	1	3		
	<i>Aedes japonicus</i>	12	46		
	<i>Aedes triseriatus</i>	6	14		
	<i>Aedes vexans</i>	1	5		
	<i>Culex pipiens</i>	19	282		
	<i>Culex restuans</i>	56	2072		
	<i>Culex salinarius</i>	1	2		
	<i>Culex</i> spp.	6	325		
Middlesex		67	3998		
	<i>Aedes triseriatus</i>	2	14		
	<i>Culex</i> spp.	65	3984		
Monmouth		123	2165		
	<i>Aedes albopictus</i>	9	26		
	<i>Aedes canadensis canadensis</i>	12	267		
	<i>Aedes cantator</i>	3	43		
	<i>Aedes japonicus</i>	15	54		
	<i>Aedes sollicitans</i>	1	1		
	<i>Aedes triseriatus</i>	5	25		
	<i>Aedes trivitatus</i>	3	4		
	<i>Aedes vexans</i>	5	10		
	<i>Anopheles punctipennis</i>	2	2		
	<i>Anopheles quadrimaculatus</i>	1	1		
	<i>Coquillettidia perturbans</i>	2	2		
	<i>Culex erraticus</i>	1	2		
	<i>Culex restuans</i>	1	1		
	<i>Culex salinarius</i>	1	1		
	<i>Culex</i> spp.	53	1685		
	<i>Culiseta melanura</i>	7	39		
	<i>Culiseta morsitans</i>	1	1		
	<i>Psorophora columbiae</i>	1	1		
Morris		60	2649		
	<i>Aedes albopictus</i>	1	39		
	<i>Culex</i> spp.	59	2610		
Ocean		110	1571		
	<i>Aedes albopictus</i>	17	93		
	<i>Aedes canadensis canadensis</i>	3	96		
	<i>Aedes cantator</i>	3	135		
	<i>Aedes japonicus</i>	12	52		
	<i>Aedes sticticus</i>	2	6		
	<i>Aedes triseriatus</i>	2	11		
	<i>Aedes vexans</i>	5	22		
	<i>Coquillettidia perturbans</i>	9	42		

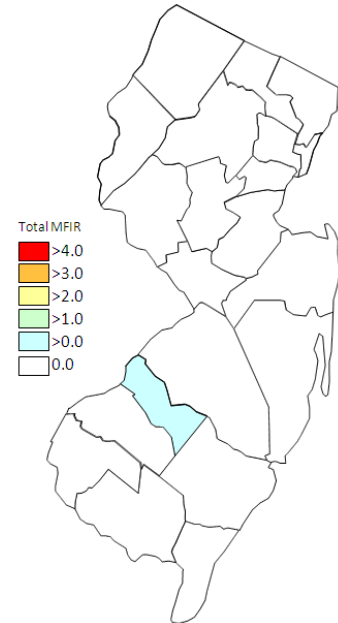
	<i>Culex erraticus</i>	2	3		
	<i>Culex salinarius</i>	1	2		
	<i>Culex</i> spp.	32	1063		
	<i>Culiseta melanura</i>	21	44		
	<i>Psorophora ferox</i>	1	2		
Passaic		18	800		
	<i>Aedes japonicus</i>	3	70		
	<i>Culex</i> spp.	15	730		
Salem		77	962		
	<i>Aedes albopictus</i>	4	12		
	<i>Aedes japonicus</i>	10	28		
	<i>Aedes triseriatus</i>	10	24		
	<i>Anopheles punctipennis</i>	2	5		
	<i>Coquillettidia perturbans</i>	11	181		
	<i>Culex erraticus</i>	1	1		
	<i>Culex pipiens</i>	2	4		
	<i>Culex restuans</i>	1	2		
	<i>Culex</i> spp.	26	481		
	<i>Culiseta melanura</i>	10	224		
Somerset		90	2263		
	<i>Aedes canadensis canadensis</i>	1	3		
	<i>Aedes japonicus</i>	7	62		
	<i>Aedes triseriatus</i>	1	2		
	<i>Culex</i> spp.	81	2196		
Union		16	782		
	<i>Aedes japonicus</i>	2	14		
	<i>Culex</i> spp.	14	768		
Warren		110	5699		
	<i>Aedes albopictus</i>	1	17		
	<i>Aedes japonicus</i>	2	31		
	<i>Culex</i> spp.	107	5651		
Grand Total		1570	49585	3	0.061



Cumulative WNV activity in 2013.



WNV activity to 14 July 2014.



WNV activity last week, 2014.

Saint Louis Encephalitis (SLE) to 14 July 2014.

New Jersey will be selectively testing for SLE this year. SLE has had previous activity in New Jersey, most notably in 1964 and 1975 (CDC's SLE [website](#)), the latter prompting the surveillance reporting by Rutgers. SLE is a flavivirus and has a similar transmission pattern to West Nile, with *Culex* species as the predominant vectors.

No pools have been detected positive for SLE in 2014.

County	Species	Pools	Mosquitoes	Positives	MFIR
Burlington		40	1304		
	<i>Aedes japonicus</i>	3	42		
	<i>Culex</i> spp.	37	1262		
Grand Total		40	1304		

La Crosse Encephalitis (LAC) through 14 July 2014.

New Jersey will be selectively testing for La Crosse (LAC) virus this year. New Jersey has had 3 cases of this encephalitic disease since 1964 (see CDC's LAC [website](#)). The mortality is low but like other encephalitides, LAC can have both personal (lasting neurological sequelae) and economic impacts. LAC is a bunyavirus with a transmission cycle involving mosquitoes such as *Aedes triseriatus* and small mammals such as squirrels and chipmunks. LAC can not only infect *Aedes albopictus* but transovarial transmission was also demonstrated. (Tesh and Gubler 1975 Laboratory studies of transovarial transmission of La Crosse and other arboviruses by *Aedes albopictus* and *Culex fatigans*. American Journal of Tropical Medicine and Hygiene 24(5):876-880).

No pools have been detected positive for LAC in 2014.

County	Species	Pools	Mosquitoes	Positives	MFIR
Cape May		4	24		
	<i>Aedes triseriatus</i>	4	24		
Salem		3	5		

<i>Aedes triseriatus</i>	3	5		
Grand Total	7	29		