

VECTOR SURVEILLANCE IN NEW JERSEY EEE, WNV, SLE, LAC, DENV, CHIK, ZIKV, and JCV

Prepared by Lisa M. Reed and Dina Fonseca
Center for Vector Biology, Rutgers University
4 October to 10 October, 2020, CDC Week 41
Data download 3:40 pm 12 October



This New Jersey Agricultural Experiment Station report is supported by Rutgers University, Hatch funds, funding from the NJ State Mosquito Control Commission and with the participation of the Department of Health, Department of Agriculture and of the 21 county mosquito control agencies of New Jersey. Data is held in JerseySurv, a subset of the CalSurv system.

NOTE: County/species tables for arboviruses are now in a supplemental file [here](#)

Arbovirus Summary

- In 2020, there are **seven** positive EEE pools in *Culiseta melanura*.
- There are 235 positive WNV pools, in *Culex Mix* (227), in *Culex pipiens* (4), *Culiseta melanura* (1), *Aedes albopictus* (2), and *Aedes canadensis canadensis* (1).
- There are 6 positive JVC pools in *Aedes cantator* (2), *Aedes taeniorhynchus* (1), *Anopheles quadrimaculatus* (1) and *Coquillettidia perturbans* (2).
- There is one EEE horse case reported. There are no WNV horse cases.
- There are 3 human WNV cases; in Essex County (1) and Monmouth County (2).
- Note: Data downloads times are noted and do not necessarily reflect all pools submitted and analyzed to that point in time. This report may vary from other reports from the same dataset as they are all snapshots in time.

Culiseta melanura and Eastern Equine Encephalitis

SITE/Boxes	Inland or Coastal	Historic Population Mean	Current Weekly Mean	Total Tested* (Collected)	Total Pools Tested* (Submitted)	EEE Isolation Pools	MFIR
Bass River (Burlington Co.)/5	Coastal	1.00	0.00	10	3		
Green Bank (Burlington Co.)/25	Coastal	0.74	0.08	35 (37) [‡]	9 (10)		
Corbin City (Atlantic Co.)/25	Coastal	0.32	0.76	264 (273)	18 (19)	2	7.576
Dennisville (Cape May Co.)/50	Coastal	1.03	0.08	41 (45)	7 (8)		
Winslow (Camden Co.)/50	Inland	0.45	0.34	193 (210)	9 (10)	2	10.363
Centerton (Salem Co.)/50	Inland	0.76	0.16	106 (114)	9 (10)		
Turkey Swamp (Monmouth Co.)/49	Inland	0.13	0.02	47 (48) [‡]	15 (16)		
Glassboro (Gloucester Co.)/50	Inland	0.15	0.10	51 (56)	12 (13)		

*Current week (in parentheses) results pending. ‡ corrected from previous week NC=No Collection NR=Not Recorded

Remarks: Currently seven positive EEE pools have been detected with all collected in pools of *Culiseta melanura*. The latest positive pool was found at in Atlantic County on 30 September, at the Corbin City traditional resting box site. One horse case in Atlantic County has been detected.

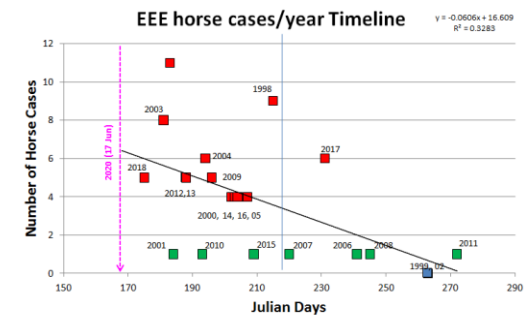
Statewide: 6,761 *Cs. melanura* from 599 pools have been tested, with an overall *Cs. melanura* MFIR of 1.035. 170,188 specimens in 7102 pools from 40 other species have also been tested, with no positive pools detected. Overall MFIR for all species statewide is 0.040.

Traditional Resting Box Sites: 757 *Cs. melanura* from 82 pools has been tested, with four positive pools, the latest at Corbin City collected 30 September. Previous positives include one at Corbin City, collected 17 June and two at Winslow, collected 8 and 14 September. Seven pools of 56 total mosquitoes are pending. Overall *Cs. melanura* MFIR at the traditional resting box site is 5.355.

Additional <i>Cs. melanura</i> trapped by counties *traps with positives indicated in BOLD UNDERLINED>					
County	Trap types*	Pools	Mosquitoes	Positives	MFIR
Atlantic	BGS, CO2, RB	59	1122	2	1.783
Bergen	CO2, RB	7	63		
Burlington	ULVT	69	1597	1	0.626
Camden	GRA	1	1		
Cape May	GRA, RB	74	132		
Cumberland	CO2, RB	14	73		
Gloucester	RB	82	2010		
Middlesex	CO2, GRA, LT, RB	16	92		
Monmouth	CO2, Other	3	10		
Morris	CO2, RB	40	355		
Ocean	CO2, GRA, RB	16	49		
Salem	CO2, GRA, Other, RB	38	124		
Sussex	CO2, GRA, RB	98	412		
TOTAL		517	6040	3	0.497

Additional County-set *Cs. melanura*: Counties maintain trap sites for *Cs. melanura* in other areas, using a variety of traps. In the previous year, 2019, 36 pools of *Cs. melanura* have been found positive. Currently, three positive pools of *Cs. melanura* have been detected in Burlington County, sampled 10 August and Atlantic County, sampled 13 August, and 17 September.

Graph below indicate start times to detection of EEE in *Culiseta melanura* from 1998 to 2020. This year is the earliest collected during that time period, suggesting multiple horse cases could occur this year.
Note - first horse case had date on onset late into the season.



Horses and Humans: Currently one horse has been reported with EEE. Last year eleven horses (plus 1 deer and 1 alpaca) were reported with EEE. All equids had either an incomplete or no vaccination history. **Horse owners are urged to make sure their horses are up to date on their vaccinations. Horse cases are known to occur through October and sometimes into November (see link below).** Other sensitive species are non-native birds, such as Ostriches/Emus and Gallinaceous birds such as pheasants of Eurasian origins.

Case	Animal	Age	Sex	County	Date of Onset	Euthanized ?	Vaccinated?	Comment
------	--------	-----	-----	--------	---------------	--------------	-------------	---------

1	thoroughbred	4	female	Atlantic	7 Sep	yes	No history	
---	--------------	---	--------	----------	-------	-----	------------	--

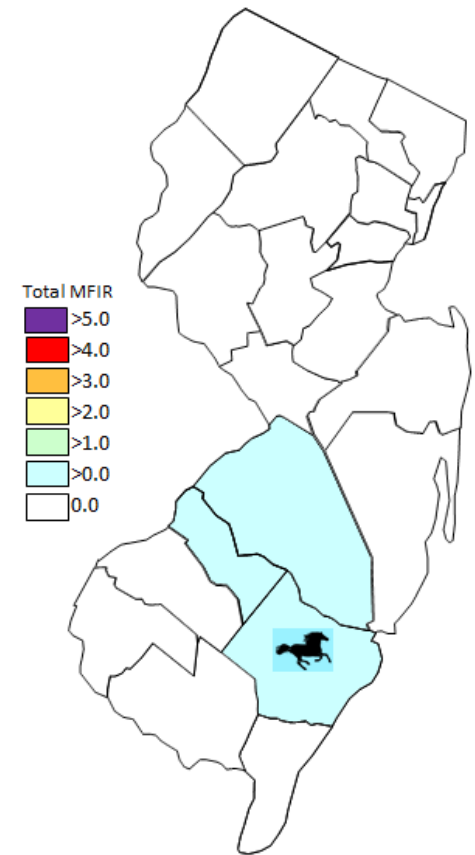
Horses and Vaccinations: The fate of unvaccinated equids reinforces the necessity of maintaining a vaccination schedule for arboviruses. For vaccination schedules recommended by the American Association of Equine Practices, see: http://www.aaep.org/vaccination_guidelines.htm

There are no human cases of EEE currently reported. For more information, see DOH Vectorborne Surveillance reports: <https://www.nj.gov/health/cd/statistics/arboviral-stats/>

Species other than <i>Cs. melanura</i>	Pools	Mosquitoes	Positives	MFIR
<i>Aedes abserratus</i>	11	29		
<i>Aedes albopictus</i>	1031	8393		
<i>Aedes atlanticus</i>	42	555		
<i>Aedes canadensis canadensis</i>	64	901		
<i>Aedes cantator</i>	36	828		
<i>Aedes cinereus</i>	1	16		
<i>Aedes excrucians</i>	2	2		
<i>Aedes grossbecki</i>	1	4		
<i>Aedes infirmatus</i>	2	2		
<i>Aedes japonicus</i>	292	1270		
<i>Aedes mitchellae</i>	1	4		
<i>Aedes provocans</i>	1	1		
<i>Aedes sollicitans</i>	36	839		
<i>Aedes sticticus</i>	7	176		
<i>Aedes stimulans</i>	14	32		
<i>Aedes taeniorhynchus</i>	42	1516		
<i>Aedes thibaulti</i>	1	5		
<i>Aedes triseriatus</i>	193	557		
<i>Aedes trivittatus</i>	8	150		
<i>Aedes vexans</i>	91	776		
<i>Anopheles barberi</i>	2	4		
<i>Anopheles bradleyi</i>	52	1247		
<i>Anopheles crucians</i>	31	378		
<i>Anopheles punctipennis</i>	152	2062		
<i>Anopheles quadrimaculatus</i>	124	1932		
<i>Anopheles walkeri</i>	2	7		
<i>Coquillettidia perturbans</i>	213	4859		
<i>Culex erraticus</i>	235	2969		
<i>Culex Mix</i>	3383	125111		
<i>Culex pipiens</i>	564	10844		
<i>Culex restuans</i>	175	1137		
<i>Culex salinarius</i>	167	2012		
<i>Culiseta inornata</i>	15	103		
<i>Culiseta morsitans</i>	13	48		
<i>Orthopodomyia signifera</i>	8	10		
<i>Psorophora ciliata</i>	3	5		
<i>Psorophora columbiae</i>	31	602		
<i>Psorophora cyanescens</i>	1	5		
<i>Psorophora ferox</i>	50	765		
<i>Psorophora howardii</i>	1	1		
<i>Uranotaenia sapphirina</i>	4	31		
State Total	7102	170188		

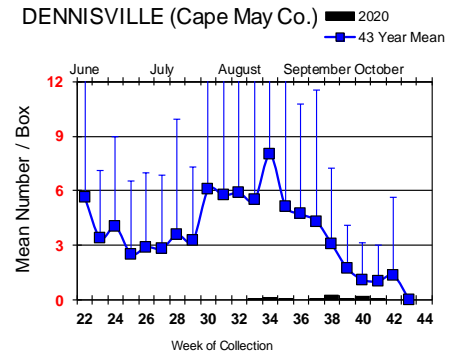
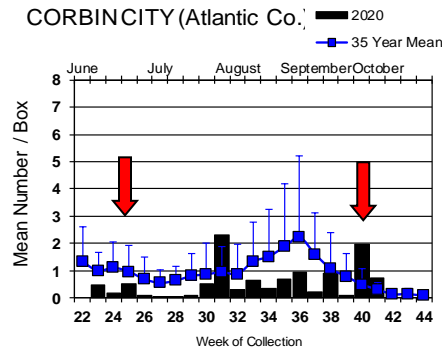
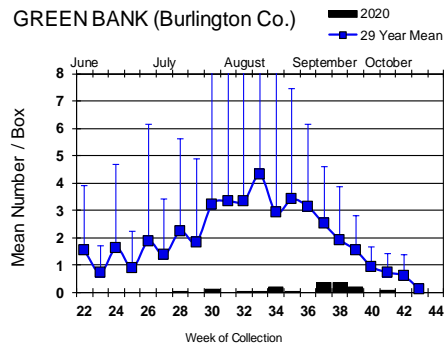
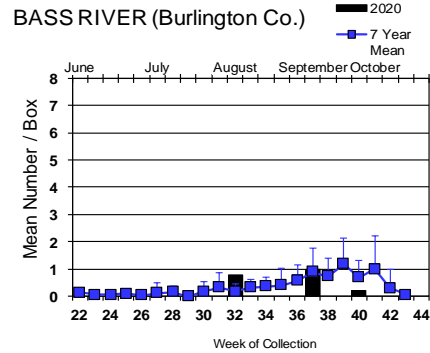
Additional Species: 40 additional species were tested for EEE. No positive pools have been detected to date. *note* *Aedes aegypti* removed from previous week.

Overall MFIR rates, human and animal cases per county:

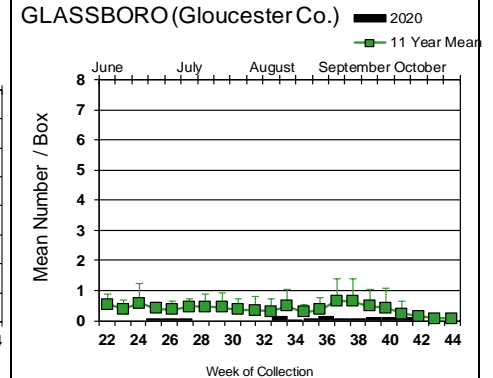
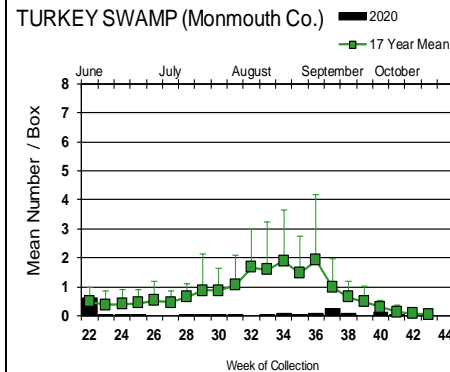
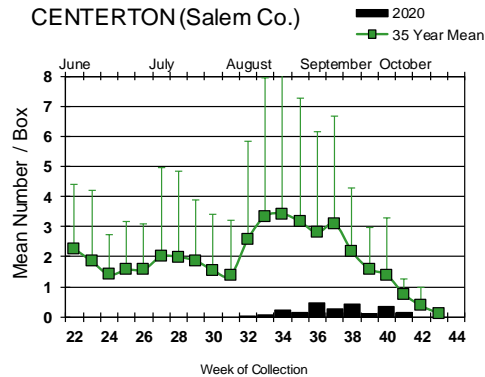
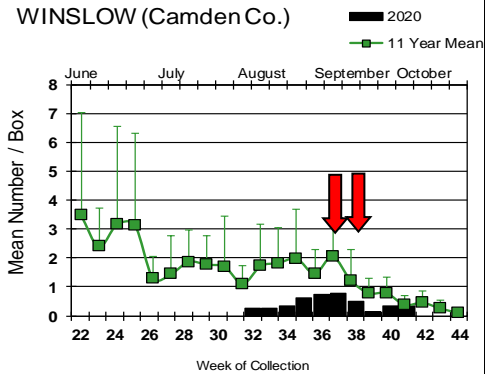


Culiseta melanura Populations



Coastal



Inland



Culiseta melanura populations are now reported at all sites but most populations continue to be well below historical averages. First positive EEE pool has been detected at Corbin City, on 17 June. Two more positive melanura pools detected at Winslow during CDC weeks 37 and 38. Last positive was detected at Corbin City on 30 September. Although cooler weather is beginning, *Culiseta melanura* is a cold-hardy species, with equine bloodmeals occasionally showing up in this ornithophilic species. Horse cases have been recorded into November in New Jersey.



 = Positive pool(s) detected (red = melanura, purple = other species).

EEE in US (2020 cumulative cases): (Black or Red = previous + new reported cases occurring)

- equine: 17(FL) 1(GA) 4(IN) 4(LA) 36(MI) 7(NC) 1(MN) 1(NJ) 7(NY) 13(SC) 4(VA) 16(WI)
- mosquito pools: 2(CT) 1(FL) 1(LA) 66(MA) 7(NJ) 1(RI)
- sentinel: 39+1duck, 2sparrows(FL)
- human: 1(IN) 5(MA) 2(MI)

West Nile Virus Positive Organisms in US, 2020

West Nile in US (2020 cumulative cases): Single black values indicate no change from previous week. Black values / red values equals previous week/New totals.

Note: Data reported by all states should be considered provisional and subject to change. Sources for this table can be found [here](#).

	Birds	Mosquito Pools	Sentinels	Horses*	Humans
Alabama					3
Alaska					
Arizona		94	27		7
Arkansas					1
California	273/277	2388/2475	115/121	14/15	93/114
Colorado		66			29
Connecticut		141/143			6/7
Delaware					
Florida	17	13/14	160/178	9/10	32
Georgia					
Hawaii					
Idaho	1	22		2	5
Illinois	8/10	2333/2340			24/29
Indiana	0	53/55		1	1
Iowa					1
Kansas					2
Kentucky				2	
Louisiana	5	376/397		4	13/16
Maine					0
Maryland(+DC)		3		1	1
Mass.		97			8
Michigan	7	41			24/26
Minnesota					0
Mississippi		91			7
Missouri		0		0	1

	Birds	Mosquito Pools	Sentinels	Horses*	Humans
Montana					0
Nebraska		19/21		1	3/4
Nevada					0
New Hampshire		2			0
New Jersey		229/235		0	3
New Mexico					3
New York					0
North Carolina					
North Dakota					4
Ohio		645/662		0	2
Oklahoma					0
Oregon	1	3	0	0	0
Pennsylvania		623			8
Rhode Island					0
South Carolina					
South Dakota		6			5
Tennessee					
Texas	1	1277/1304	1		41/46
Utah		42			
Vermont					0
Virginia					0
Washington	0	11		0	2
West Virginia					
Wisconsin					
Wyoming		1		1	0

* Can include other species (e.g., dogs, cows) reported positive.

Protocol: New Jersey Department of Health (NJDH Public Health Environmental and Agricultural Laboratories, PHEAL) and the Cape May County Department of Mosquito Control tests mosquito pools using RT-PCR Taqman techniques.

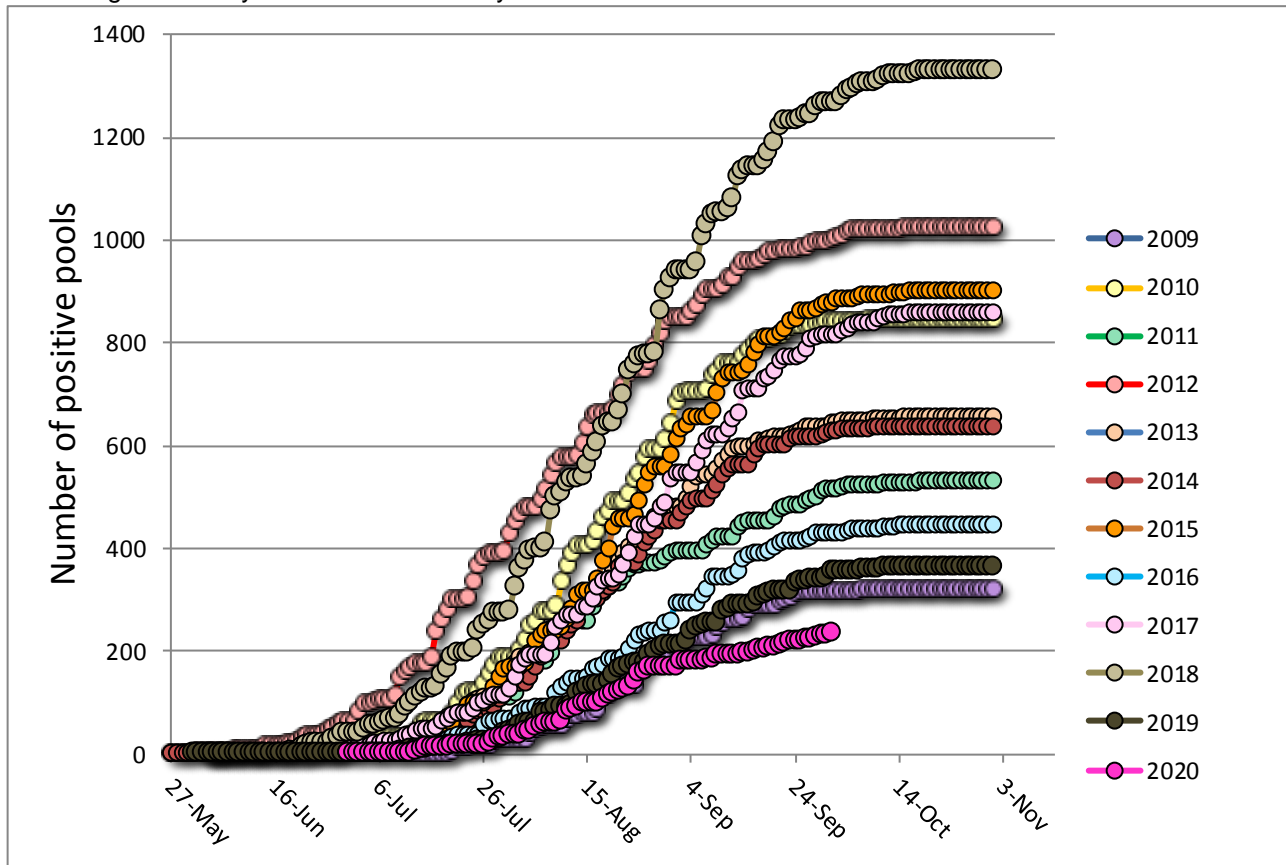
Mosquito Species Submitted and Tested for West Nile Virus through 10 October 2020

Species	Pools	Mosquitoes	Positives	MFIR
<i>Aedes abserratus</i>	11	29		
<i>Aedes albopictus</i>	1041	8688	2	0.230
<i>Aedes atlanticus</i>	42	555		
<i>Aedes canadensis canadensis</i>	64	901	1	1.110
<i>Aedes cantator</i>	36	828		
<i>Aedes cinereus</i>	1	16		
<i>Aedes excrucians</i>	2	2		
<i>Aedes grossbecki</i>	1	4		
<i>Aedes infirmatus</i>	2	2		
<i>Aedes japonicus</i>	299	1356		
<i>Aedes mitchellae</i>	1	4		
<i>Aedes provocans</i>	1	1		
<i>Aedes sollicitans</i>	36	839		
<i>Aedes sticticus</i>	7	176		
<i>Aedes stimulans</i>	14	32		
<i>Aedes taeniorhynchus</i>	42	1516		
<i>Aedes thibaulti</i>	1	5		
<i>Aedes triseriatus</i>	286	936		
<i>Aedes trivittatus</i>	8	150		
<i>Aedes vexans</i>	91	776		
<i>Anopheles barberi</i>	2	4		
<i>Anopheles bradleyi</i>	52	1247		
<i>Anopheles crucians</i>	31	378		
<i>Anopheles punctipennis</i>	152	2062		
<i>Anopheles quadrimaculatus</i>	124	1932		
<i>Anopheles walkeri</i>	2	7		
<i>Coquillettidia perturbans</i>	213	4859		
<i>Culex erraticus</i>	235	2969		
<i>Culex</i> spp.	3383	125111	227	1.814
<i>Culex pipiens</i>	564	10844	4	0.369
<i>Culex restuans</i>	175	1137		
<i>Culex salinarius</i>	167	2012		
<i>Culiseta inornata</i>	15	103		
<i>Culiseta melanura</i>	599	6787	1	0.147
<i>Culiseta morsitans</i>	13	48		
<i>Orthopodomyia signifera</i>	8	10		
<i>Psorophora ciliata</i>	3	5		
<i>Psorophora columbiae</i>	31	602		
<i>Psorophora cyanescens</i>	1	5		
<i>Psorophora ferox</i>	50	765		
<i>Psorophora howardii</i>	1	1		
<i>Uranotaenia sapphirina</i>	4	31		
Grand Total	7811	177735	235	1.322

Remarks: To date 7,811 pools of 177,735 mosquitoes from 41 species have been tested. 235 positive WNV pools have been detected by RTPCR this year, 227 pools in *Culex Mix*, 4 in *Culex pipiens* and 2 pools in *Aedes albopictus* and most recently, 1 in *Aedes canadensis canadensis* and 1 in *Culiseta melanura*. The pools were in Atlantic, Bergen, Burlington, Camden, Gloucester, Hudson, Hunterdon, Mercer, Middlesex, Monmouth, Morris, Passaic, Salem, Somerset, Union, and Warren counties (earliest collected 30 June).

Humans, Horses and Wild Birds: No horses have been reported infected with WNV in 2020. Three human case of WNV has been reported: first case in Essex County, the second and third in Monmouth County. Last year, eight human cases were reported. No horses were detected with WNV in 2019. See DOH reports on arbovirus activity for further information: <https://www.nj.gov/health/cd/statistics/arboviral-stats/index.shtml>

Birds are no longer routinely tested in New Jersey.



Above is a graph showing cumulative number of positive pools for the previous 11 years, inclusive of the most active (2018) and least active (2009) years. 2020 is represented in PINK.

Go [here](#) for the table supplement of arbovirus by county by mosquito species.