

VECTOR SURVEILLANCE SUMMARY SHEET

WEEK: 3

Culiseta melanura Monitor June 16 - 20, 2003

Coastal Resting Boxes						Inland Resting Boxes					
Sites	Mean From Previous Years	No. Per Box For This Collection	Total Collected to Date	Total Pools Submitted to Date	EEE Isolations To Date	Sites	Mean From Previous Years	No. Per Box For This Collection	Total Collected to Date	Total Pools Submitted to Date	EEE Isolations To Date
Green Bank (Burlington Co.)	3.3	2.8	105	15	0	Waterford (Camden Co.)	2.5	0.2	33	8	0
Corbin City (Atlantic Co.)	1.1	1.1	50	11	0	Centerton (Salem Co.)	1.8	2.9	256	13	0
Dennisville (Cape May Co.)	5.8	3.0	194	8	0	Turkey Swamp (Monmouth Co.)	NA	0.3	7	6	0

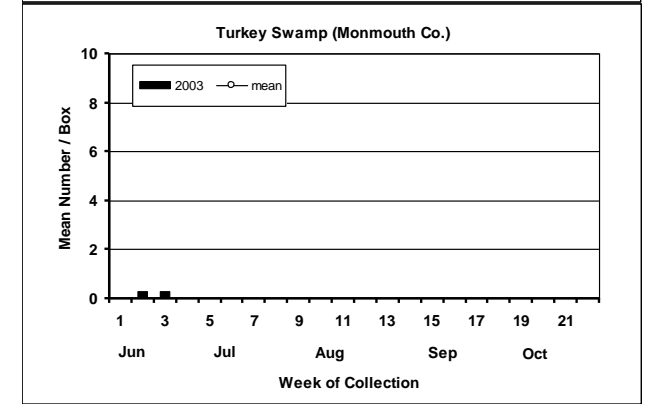
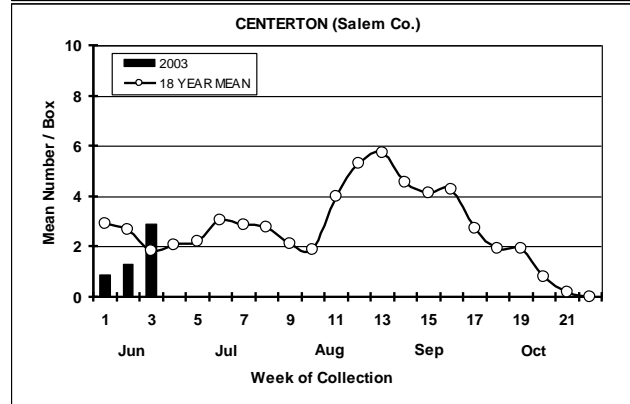
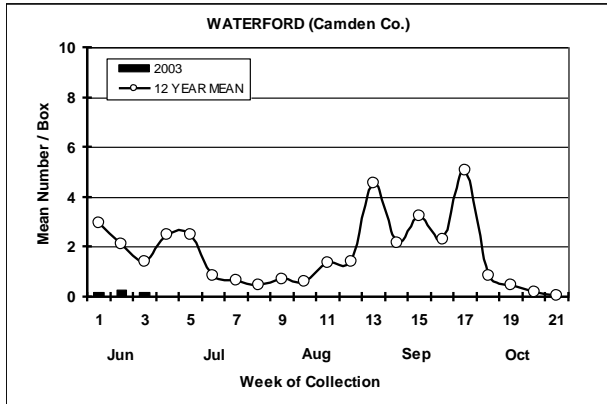
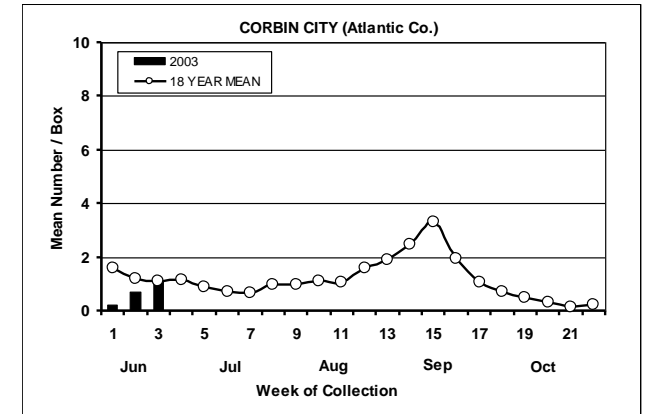
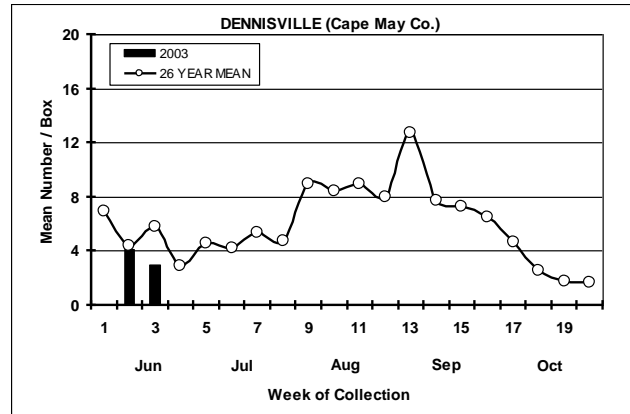
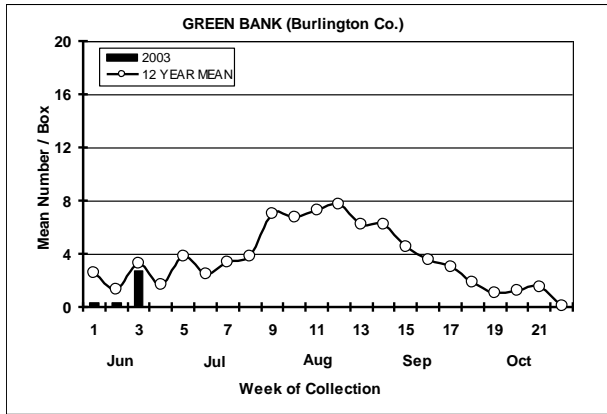
Collections submitted to PHEL for West Nile Virus testing

Species	<i>Cx. pip</i>	<i>Cx. rest</i>	<i>Cx. sal</i>	<i>Cx. spp.</i>	<i>Ae. vex</i>	<i>Oc. cana</i>	<i>Oc. triv</i>	<i>Oc. tris</i>	<i>Oc. soll.</i>	<i>Oc. jap</i>	<i>Ae. albo</i>	Other	TOTALS
No. Pools	71	183	18	723	41	164	2	48	20	87	2	337	1,696
Total Specimens	1,396	4,446	291	18,490	411	3,975	2	118	532	676	13	3,135	33,485
No. Positive Pools	1	0	0	0	0	0	0	0	0	0	0	0	1

Remarks: *Culiseta melanura* populations remain near average at most sites being monitored by this program. The numbers collected from resting boxes at Centerton were actually higher than normal, a phenomenon we have not seen in NJ for several years. There has been a trend toward diminished populations at Waterford for a number of years which appears ongoing in 2003. *Cs. melanura* populations from the newly established site in Monmouth Co. have been disappointing to date. Evidence for WNV activity has been minimal this season which is surprising in view of the considerable numbers being tested. The January positive from a *Cx. pipiens* taken from hibernation suggested that WNV would again be amplified as soon as weather dictated. This has not been the case, thus far, but it is too early in the season to make meaningful predictions on the status of this poorly understood mosquito-borne virus.

New Jersey Agricultural Experiment Station Publication No. PT-40500-03-03 Supported by State funds and funding by the NJ State Mosquito Control Commission. Summary Prepared by: Wayne J. Crans, Rutgers University

Culiseta melanura Population Graphs



Mosquitoes Species Tested through June 23, 2003

Species	Pools	Mosquitoes
An. crucians	1	3
Ae. albopictus	2	13
Ae. cinereus	10	20
Ae. vexans	41	411
An. punctipennis	49	178
An. quadrimaculatus	27	85
An. walkeri	2	3
Cq. perturbans	5	5
Cs. inornata	1	2
Cs. melanura	54	470
Cx. erraticus	7	78
Cx. mix	723	18490
Cx. pipiens	71	1396
Cx. restuans	183	4446
Cx. salinarius	18	291
Cx. territans	6	27
Oc. abserratus	2	6
Oc. aurifer	6	124
Oc. canadensis	164	3975
Oc. cantator	68	1137
Oc. excrucians	8	18
Oc. grossbecki	43	537
Oc. japonicus	87	676
Oc. sollicitans	20	532
Oc. sticticus	23	220
Oc. stimulans	19	193
Oc. triseriatus	48	118
Oc. trivittatus	2	2
Oc. thibaulti	2	23
Ps. columbiae	1	3
An. barberi	1	1
Oc. taeniorhynchus	1	1
Or. signifera	1	1
Grand Total	1696	33485

Submissions by County through June 23, 2003

County	Species	Pools	Mosquitoes	Positives
Atlantic		115	4146	0
	Ae. vexans	2	58	
	Cs. melanura	11	134	
	Cx. mix	48	1982	
	Oc. canadensis	21	942	
	Oc. cantator	19	721	
	Oc. grossbecki	4	59	
	Oc. sollicitans	4	153	
	Oc. sticticus	4	74	
	Oc. thibaulti	2	23	
Bergen		142	5085	0
	Ae. vexans	2	100	
	An. punctipennis	1	2	
	An. quadrimaculatus	4	4	
	Cx. mix	92	4177	
	Cx. pipiens	5	96	
	Cx. restuans	3	12	
	Cx. salinarius	5	250	
	Oc. canadensis	2	57	
	Oc. grossbecki	1	19	
	Oc. japonicus	18	336	
	Oc. sticticus	1	15	
	Oc. triseriatus	8	17	
Burlington		95	944	0
	An. crucians	1	3	
	Ae. cinereus	4	4	
	Ae. vexans	6	13	
	An. punctipennis	5	10	
	Cs. melanura	8	38	
	Cx. mix	40	653	
	Cx. restuans	1	1	
	Cx. salinarius	2	5	
	Oc. canadensis	15	178	
	Oc. cantator	1	1	
	Oc. grossbecki	7	22	
	Oc. japonicus	1	4	
	Oc. sticticus	1	1	
	Oc. stimulans	2	10	
	Oc. triseriatus	1	1	

Camden		21	136	0
	Ae. vexans	2	4	
	An. punctipennis	2	6	
	Cs. melanura	5	24	
	Cx. mix	5	69	
	Cx. restuans	2	15	
	Oc. canadensis	1	4	
	Oc. grossbecki	2	6	
	Oc. sollicitans	1	1	
	Oc. triseriatus	1	7	
Cape May		100	2234	0
	An. punctipennis	1	1	
	An. quadrimaculatus	1	16	
	Cs. melanura	4	103	
	Cx. mix	66	1063	
	Cx. restuans	3	117	
	Cx. territans	1	8	
	Oc. canadensis	15	599	
	Oc. cantator	4	106	
	Oc. grossbecki	5	221	
Cumberland		24	190	0
	Ae. vexans	1	1	
	Cs. melanura	2	4	
	Cx. mix	2	2	
	Cx. restuans	6	136	
	Oc. canadensis	8	39	
	Oc. grossbecki	4	7	
	Oc. sticticus	1	1	
Essex		25	197	0
	Cx. mix	6	50	
	Oc. canadensis	3	19	
	Oc. sticticus	12	120	
	Oc. stimulans	4	8	
Gloucester		72	2008	0
	Ae. vexans	2	3	
	An. punctipennis	1	1	
	Cx. mix	65	1996	
	Oc. excrucians	2	3	
	Oc. japonicus	2	5	

Hunterdon	44	1710	0
Ae. vexans	1	4	
Cx. mix	37	1695	
Oc. japonicus	2	4	
Oc. triseriatus	4	7	
Mercer	232	4508	0
Ae. cinereus	2	4	
Ae. vexans	8	122	
An. punctipennis	11	51	
An. quadrimaculatus	2	2	
Cq. perturbans	2	2	
Cs. melanura	2	2	
Cx. mix	10	207	
Cx. pipiens	14	48	
Cx. restuans	106	2725	
Cx. salinarius	7	31	
Cx. territans	2	5	
Oc. canadensis	39	1100	
Oc. excrucians	3	7	
Oc. grossbecki	13	181	
Oc. japonicus	10	19	
Oc. triseriatus	1	2	
Middlesex	46	570	0
Ae. vexans	1	5	
Cx. mix	37	512	
Oc. canadensis	2	19	
Oc. cantator	2	18	
Oc. excrucians	1	2	
Oc. grossbecki	1	1	
Oc. sollicitans	1	10	
Ps. columbiae	1	3	
Monmouth	203	2418	1
Ae. vexans	5	35	
An. punctipennis	2	2	
An. quadrimaculatus	3	5	
Cq. perturbans	1	1	
Cs. melanura	5	7	
Cx. mix	98	997	
Cx. pipiens	24	772	
Cx. restuans	8	131	
Oc. abserratus	2	6	
Oc. canadensis	16	244	
Oc. cantator	15	31	
Oc. excrucians	1	3	
			overwintering

	Oc. japonicus	9	11	
	Oc. sollicitans	7	162	
	Oc. triseriatus	3	7	
	Oc. trivittatus	2	2	
	An. barberi	1	1	
	Oc. taeniorhynchus	1	1	
Morris		48	644	0
	Ae. cinereus	1	1	
	Ae. vexans	2	3	
	An. punctipennis	2	7	
	An. quadrimaculatus	1	1	
	An. walkeri	1	2	
	Cx. mix	7	229	
	Cx. pipiens	5	126	
	Cx. restuans	6	160	
	Oc. aurifer	2	18	
	Oc. canadensis	3	53	
	Oc. grossbecki	1	1	
	Oc. japonicus	6	14	
	Oc. sticticus	1	1	
	Oc. stimulans	1	2	
	Oc. triseriatus	9	26	
Ocean		98	1694	0
	Ae. vexans	3	3	
	Cs. inornata	1	2	
	Cs. melanura	6	44	
	Cx. mix	28	571	
	Cx. restuans	17	510	
	Cx. salinarius	2	3	
	Cx. territans	2	2	
	Oc. canadensis	15	182	
	Oc. cantator	13	167	
	Oc. grossbecki	1	1	
	Oc. japonicus	2	2	
	Oc. sollicitans	7	206	
	Or. signifera	1	1	
Passaic		35	641	0
	An. punctipennis	2	5	
	Cx. pipiens	6	33	
	Cx. restuans	16	558	
	Cx. salinarius	1	1	
	Oc. canadensis	2	20	
	Oc. japonicus	4	15	
	Oc. sticticus	3	8	
	Oc. triseriatus	1	1	

Salem		131	1647	0
	Ae. albopictus	2	13	
	Ae. vexans	3	5	
	An. punctipennis	3	4	
	An. quadrimaculatus	6	34	
	Cq. perturbans	1	1	
	Cs. melanura	11	114	
	Cx. erraticus	7	78	
	Cx. mix	44	465	
	Cx. pipiens	15	319	
	Cx. restuans	6	66	
	Cx. salinarius	1	1	
	Oc. canadensis	16	450	
	Oc. cantator	11	77	
	Oc. grossbecki	4	19	
	Oc. triseriatus	1	1	
Somerset		53	796	0
	An. punctipennis	1	1	
	An. quadrimaculatus	2	2	
	Cx. mix	35	754	
	Cx. pipiens	1	1	
	Cx. restuans	3	3	
	Oc. japonicus	8	31	
	Oc. triseriatus	3	4	
Sussex		111	1627	0
	Ae. cinereus	2	10	
	An. punctipennis	11	71	
	An. quadrimaculatus	4	17	
	Cq. perturbans	1	1	
	Cx. mix	44	1041	
	Cx. pipiens	1	1	
	Cx. restuans	3	3	
	Cx. territans	1	12	
	Oc. canadensis	3	54	
	Oc. excrucians	1	3	
	Oc. japonicus	19	229	
	Oc. stimulans	8	143	
	Oc. triseriatus	13	42	

Warren	101	2290	0
Ae. cinereus	1	1	
Ae. vexans	3	55	
An. punctipennis	7	17	
An. quadrimaculatus	4	4	
An. walkeri	1	1	
Cx. mix	59	2027	
Cx. restuans	3	9	
Oc. aurifer	4	106	
Oc. canadensis	3	15	
Oc. cantator	3	16	
Oc. japonicus	6	6	
Oc. stimulans	4	30	
Oc. triseriatus	3	3	
Grand Total	1696	33485	1